

ANT-36000 control by Antrica Remote Android App

Contents

| | |
|--|---|
| ANT-36000 control by Antrica Remote Android App..... | 1 |
| 1. Prerequisites..... | 1 |
| 1.1. ANT-36000 Firmware | 1 |
| 1.2. Android App..... | 1 |
| 2. Setup..... | 1 |
| 2.1. ANT-36000 | 1 |
| 2.1. Android App..... | 2 |

1. Prerequisites

1.1. ANT-36000 Firmware

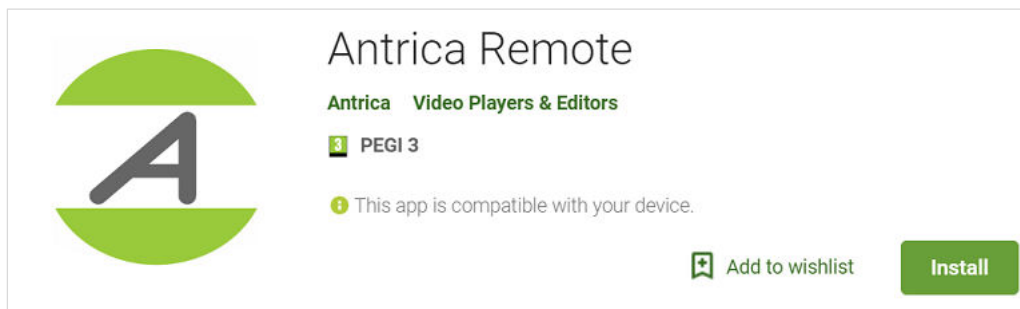
The required firmware for the ANT-36000 is V4.512R01_T913. The download link is <https://www.dropbox.com/s/nyukf3lu0x83pbz/ANT36000.V4.512R01-122909.tus?dl=0> and the file name is ANT36000.V4.512R01-122909.tus

This needs to be installed and once installed the ANT-36000 needs to be factory reset. These options are found under the System -> Upgrade&Reboot tab of the Web GUI

1.2. Android App

From the Google Play Store find download the "Antrica Remote". Below in Figure 1 is the app in the Google Play Store. This app is only available for Android.

Figure 1 : Antrica Remote App as seen in Google Play Store



Currently the App has been tested with Android versions 4.2.2 and 4.4.2.

2. Setup

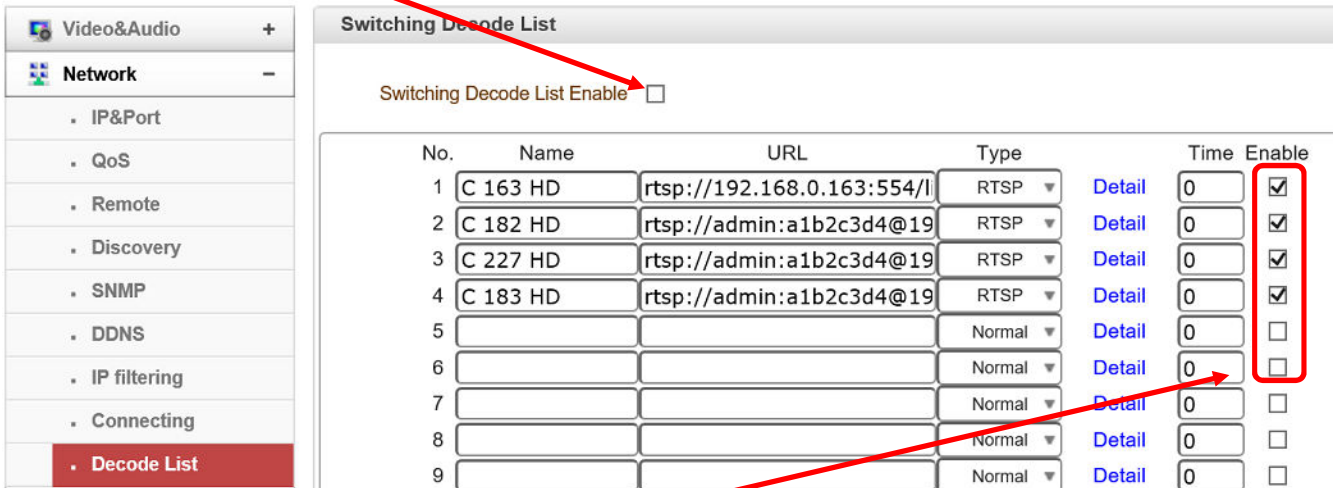
2.1. ANT-36000

General ANT-36000 setup instructions, from the user guide, are available from the [Antrica](http://www.antrica.com) website or directly from <https://www.dropbox.com/s/pl5tb7cwmjnoneb/Decoder User Manual V1.pdf?dl=0>

The specific setup for use with the "Antrica Remote" are: add the access URLs off the camera or other devices into the "Switching Decode List". The access URL window has a maximum of 58 characters. This is found under the Network -> "Decode List" tab of the Web GUI. The name in the "Name" column will appear in the App interface. See Figure 2 for example setup.

Note: the "switching Decode List Enable" do not requiring checking

Figure 2 : ANT-36000 decode list

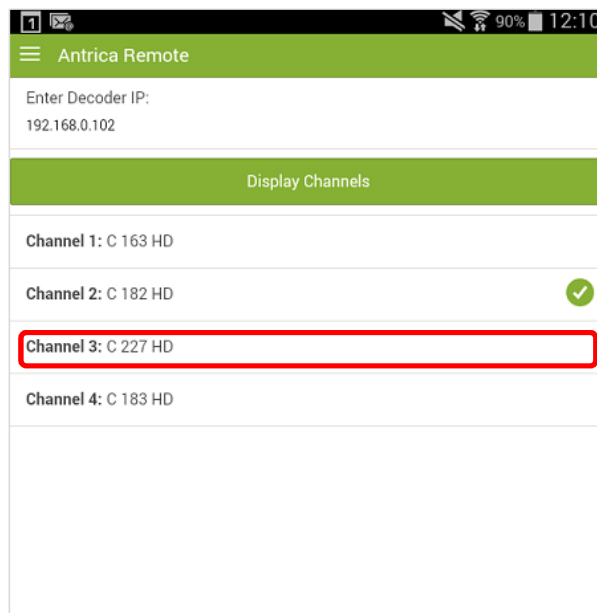


Note: the "Enable" needs checking for each video feed required to be viewed.

2.1. Android App

Run the App and input the IP address of the ANT-36000, in this example 192.168.0.102, see Figure 3.

Figure 3 : Antrica Remote App



Just touch anywhere between the lines for that camera to be shown on the screen connected to the ANT-36000.