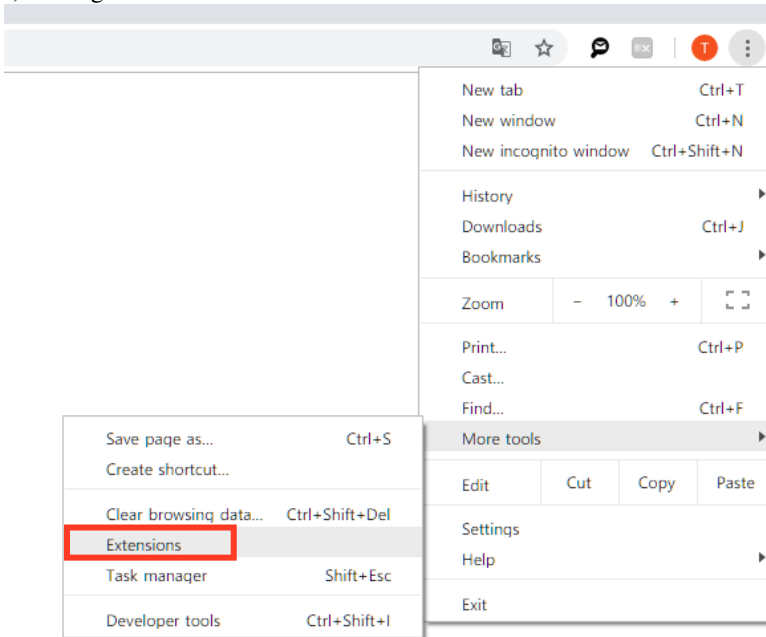


TVSC Player offline Patch

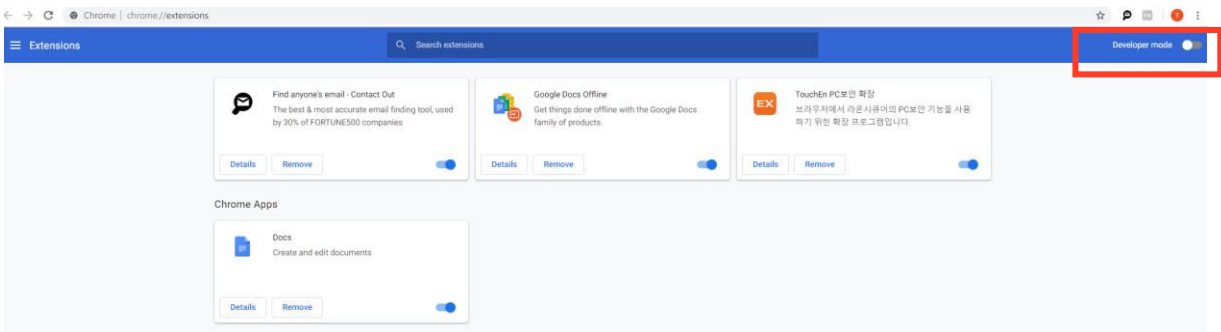
1) Open Chrome Setting



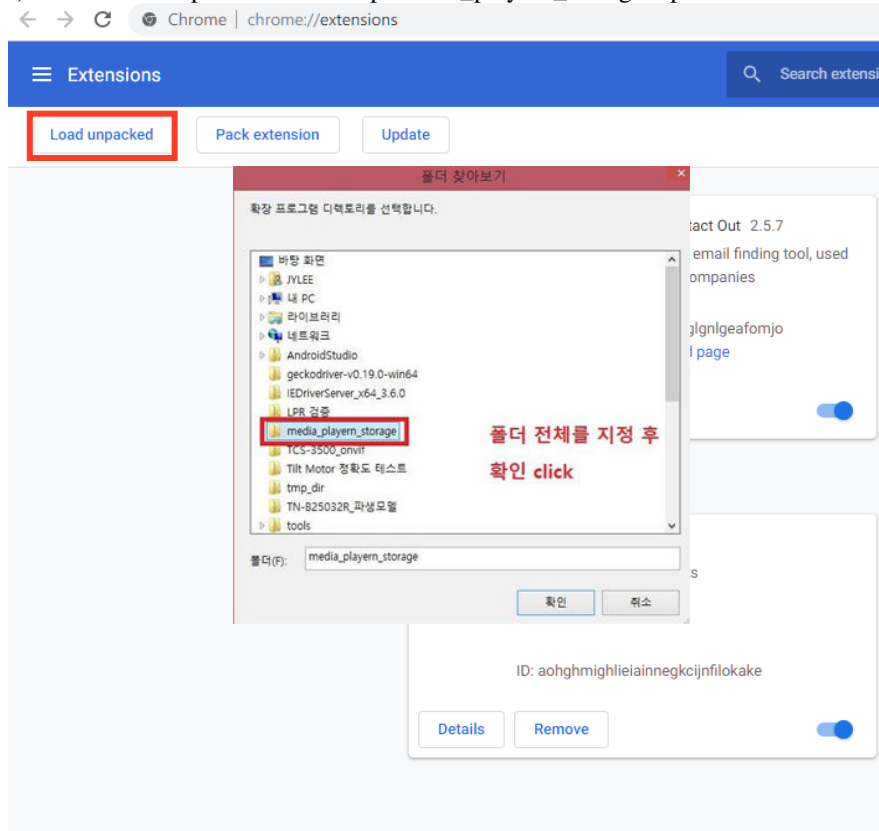
2) Setting > More Tools > Extensions



3) Developer Mode



4) Click Load Unpacked and Unzip 'media_playern_storage.zip' and click entire folder

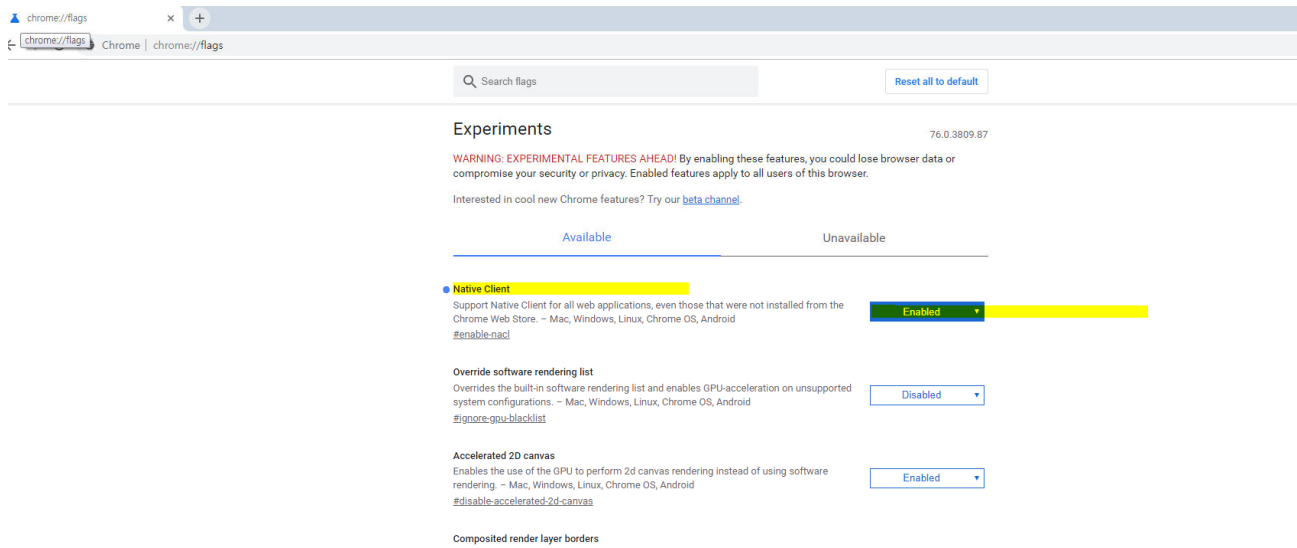


5) Check if it's working correctly at Chrome app after plug in is installed.



In recent Chrome browser doesn't allow native client(plug-in) by default, so we had to enable as follows.

(By accessing `chrome://flags`).



chrome://flags x +

chrome://flags Chrome | chrome://flags

Search flags Reset all to default

Experiments 76.0.3809.87

WARNING: EXPERIMENTAL FEATURES AHEAD! By enabling these features, you could lose browser data or compromise your security or privacy. Enabled features apply to all users of this browser.

Interested in cool new Chrome features? Try our [beta channel](#).

Available Unavailable

- Native Client**
Support Native Client for all web applications, even those that were not installed from the Chrome Web Store. – Mac, Windows, Linux, Chrome OS, Android
[#enable-nacl](#) **Enabled**
- Override software rendering list**
Overrides the built-in software rendering list and enables GPU-acceleration on unsupported system configurations. – Mac, Windows, Linux, Chrome OS, Android
[#ignore-gpu-blacklist](#) Disabled
- Accelerated 2D canvas**
Enables the use of the GPU to perform 2d canvas rendering instead of using software rendering. – Mac, Windows, Linux, Chrome OS, Android
[#disable-accelerated-2d-canvas](#) Enabled
- Composited render layer borders**