

QUICK START GUIDE

ANT-37000 SpotBox4K
Video Decoder



For further product information and downloads please visit
www.antrica.com



QUICK START GUIDE




Download the full user manual, quick start
video and FAQ's from

www.spotbox4k.com/downloads

V1.0.6 Firmware



1. **Ensure the IP cameras you wish to connect to are set up and available on the network.**

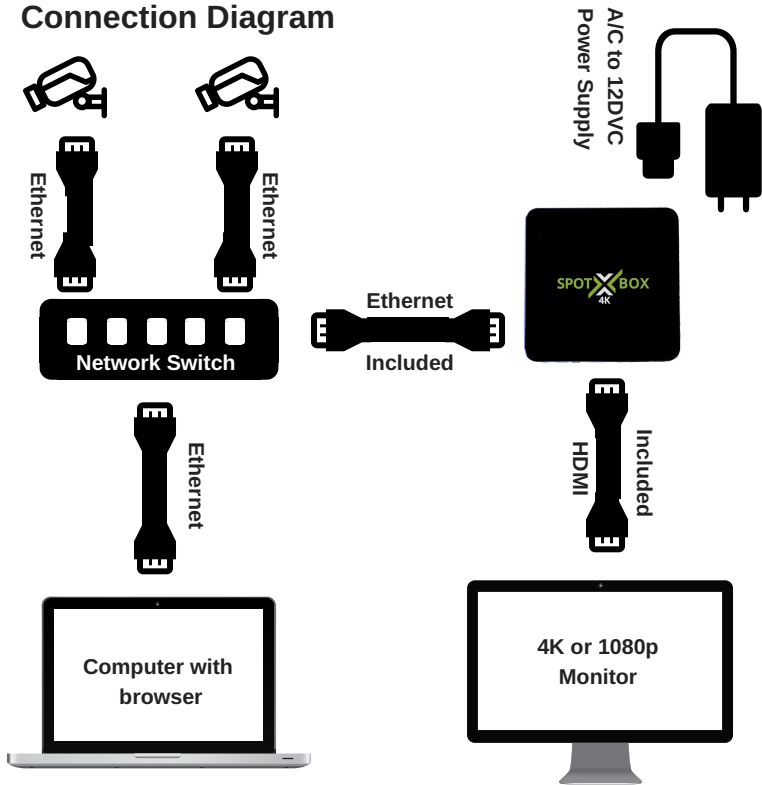


2. **Clip in country specific adapter to power supply, plug in & switch on.**



3. **Connect Spot Box 4K as per the diagram on the next page**

Connection Diagram






4. Change the default IP address of your computer to match the subnet of Spot Box 4K, we suggest: **192.168.0.101**

(Default IP of Spotbox4k is 192.168.0.222)

Hint - make a note of your computer's IP address before you change it (you will need it for step 8)



5. In your browser web address bar type ***http://192.168.0.222*** to access the 'Spot Box4K' configuration menu.



6. Log into the 'Spot Box 4K' Menu:
Username : admin
Password : admin
Default IP Address: **192.168.0.222**

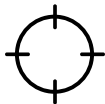


7. Change the 'Spot Box 4K' IP address to match your computer's original IP subnet e.g.192.168.1.XXX

Hint - To avoid IP conflicts make sure the chosen IP address is not being used else where in your network



8. Return your computer's fixed IP address back to its original IP address. Or return computer to DHCP mode.



9. Now you can browse into the Spot Box 4K's new IP address and log in - from here you can register IP cameras that are on your network.

Hint - Log back in using: Username: admin Password: admin



10. To register your first camera onto 'Spot Box 4K' software go to the 'DISCOVER' tab and then enter:

- A - Fill in the camera RTSP URL
- B - If authenticated -Username
- C - If Authenticated- Password
- D - Click ADD

A
URL

B C D
USERNAME PASSWORD

rtsp://192.168.0.103:554/axis-media/media.amp

root

1234

ADD

Your camera above, will now appear in a list of cameras at the bottom of the page and will be assigned C1 or C2 or C3 ---up to C32.

Click SAVE and go the CAMERAS section in the browser.

Details of using ONVIF discovery and manually entering camera URLs and choosing display options -see the full user manual

www.spotbox4k.com/downloads.html or support@antrica.com



FAQ's

I cannot connect via a browser to 'Spot Box 4K'

- 1) Ensure the computer is on the same IP address subnet as the Spotbox4k. e.g. 192.168.0.xxx if Spotbox4k is also on 192.168.0.zzz
- 2) Ensure you have entered the full Spotbox4k URL into the browser eg `http://192.168.0.222`

Refresh browser cache and history in case of issues.

I cannot see my IP camera on 'Spot Box 4K'

- 1) Ensure you entered the correct RTSP URL into the camera settings page. eg `rtsp://192.168.0.78:554/stream` (note port number must be included eg 554)
- 2) If the camera is streaming Authenticated RTSP this must be in the URL or username/password eg `rtsp://admin:1234@192.168.0.78:554/stream` (admin and 1234 are user and password in this example)
- 3) Ensure the IP cameras are on the same subnet as Spotbox4k eg 192.168.0.xxx or can Spotbox4k see the IP address of the camera (try Pinging camera from spotbox location)
- 4) Ensure you have set the location of the IP camera in 1,4,9,16 view in camera settings. If no location is set the camera will not display only in single mode via the remote control (0-32 buttons)

I do not know the IP address of my 'Spot Box 4K'

- 1) Press the menu button on remote and IP address will be displayed **or**
- 2) Turn Spotbox4k off, then on again . After reboot spotbox displays the IP address for 10 seconds.

'Spot Box 4K' is not displaying on my monitor

- 1) Try unplugging HDMI from Spotbox4k and plug back in after a few seconds with everything powered, this may allow the monitor to be detected.
- 2) Ensure the monitor is 1080P or 4K, if very old model this may not be detected via the HDMI lead
- 3) Reboot Spotbox4k with everything connected and make sure you see the Antrica start up screen, if yes everything is OK.

Other issues please contact us via:

<http://antrica.freshdesk.com> and raise a support ticket . We aim to respond within 4 hours UK time.



www.spotbox4k.com
info@spotbox4k.com