



# **API Commands for Video Encoders Decoders**

**HTTP**

## **DETAILED COMMANDS**

**ANT-38000  
ANT-35000A  
ANT-32000A/AS  
ANT-3410  
ANT-3300**

**ANT-36000 Decoder (see appendix to this API)  
Back of this document**

**Also Antrica IP cameras**

**2017 March**

# Contents

1. Overview.....	- 29 -
2. Configuration Parameters .....	- 31 -
2.1 Parameters and Groups .....	- 31 -
2.2 System Configuration.....	- 64 -
SYS_MODE.....	- 64 -
SYS_STANDARD.....	- 64 -
SYS_SYSTEMID .....	- 64 -
SYS_VERSION.....	- 64 -
SYS_STARTTIME .....	- 65 -
SYS_CURRENTTIME.....	- 65 -
SYS_REBOOT .....	- 66 -
SYS_ISIPCAM.....	- 66 -
SYS_TIMEZONE .....	- 66 -
SYS_DLSENABLE.....	- 66 -
SYS_NTPENABLE.....	- 67 -
SYS_NTPDOMAIN .....	- 67 -
SYS_LOGINSKIPENABLE.....	- 67 -
SYS_LOGINSKIPRIORITY .....	- 67 -
SYS_LANGUAGE .....	- 68 -
SYS_RESET.....	- 68 -
SYS_RESET_V2 .....	- 69 -
SYS_MODELNAME .....	- 69 -
SYS_BOARDID.....	- 69 -
SYS_NUMOFVIDEO .....	- 70 -
SYS_NUMOFAUDIO .....	- 70 -
SYS_NUMOFSENSOR .....	- 70 -
SYS_NUMOFALARM.....	- 70 -
SYS_TIMEFORMAT .....	- 71 -
SYS_CURRENT_TEMP .....	- 71 -
SYS_INTRA_Q .....	- 71 -
2.3 Video Configuration .....	- 71 -
VID_PREFERENCE .....	- 71 -
VID_RESOLUTION .....	- 72 -
VID_FRAMERATE.....	- 73 -

VID_QUALITY .....	- 74 -
VID_BANDWIDTH .....	- 74 -
VID_IINTERVAL .....	- 75 -
VID_MDTHRESHOLD .....	- 75 -
VID_MOTIONAREA .....	- 75 -
VID_MOTIONREGION .....	- 76 -
VID_BRIGHTNESS .....	- 77 -
VID_CONTRAST .....	- 77 -
VID_HUE .....	- 77 -
VID_SATURATION .....	- 77 -
VID_BURNINID .....	- 77 -
VID_BURNINTIME .....	- 78 -
VID_BURNINPOSITION .....	- 78 -
VID_MOTIONENABLE .....	- 78 -
VID_INFODISPID .....	- 79 -
VID_INFODISPTIME .....	- 79 -
VID_INFODISPPPOSITION .....	- 79 -
VID_USEDUAL .....	- 79 -
VID_DUALALGORITHM .....	- 80 -
VID_DUALPREFERENCE .....	- 80 -
VID_DUALRESOLUTION .....	- 80 -
VID_DUALFRAMERATE .....	- 81 -
VID_DUALQUALITY .....	- 82 -
VID_DUALBANDWIDTH .....	- 82 -
VID_DUALIINTERVAL .....	- 82 -
VID_USETRIPLE1 .....	- 83 -
VID_USETRIPLE2 .....	- 83 -
VID_TRIPLEALGORITHM1 .....	- 83 -
VID_TRIPLEALGORITHM2 .....	- 83 -
VID_TRIPLEPREFERENCE1 .....	- 83 -
VID_TRIPLEPREFERENCE2 .....	- 83 -
VID_TRIPLERESOLUTION1 .....	- 84 -
VID_TRIPLERESOLUTION2 .....	- 84 -
VID_TRIPLEFRAMERATE1 .....	- 84 -
VID_TRIPLEFRAMERATE2 .....	- 84 -
VID_TRIPLEQUALITY1 .....	- 85 -

VID_TRIPLEQUALITY2 .....	- 85 -
VID_TRIPLEBANDWIDTH1 .....	- 85 -
VID_TRIPLEBANDWIDTH2 .....	- 85 -
VID_TRIPLEIINTERVAL1 .....	- 86 -
VID_TRIPLEIINTERVAL2 .....	- 86 -
VID_INPUTFORMAT .....	- 86 -
VID_OUTPUTFORMAT .....	- 88 -
VID_BURNINSIZE .....	- 88 -
VID_PREVIEWENABLE .....	- 89 -
VID_FRAMEENCODE .....	- 89 -
VID_CURENCBITRATE .....	- 89 -
VID_CURDECBITRATE .....	- 89 -
VID_DUALCURENCBITRATE .....	- 89 -
VID_DUALCURDECBITRATE .....	- 89 -
VID_TRIPLECURENCBITRATE1 .....	- 89 -
VID_TRIPLECURDECBITRATE1 .....	- 89 -
VID_TRIPLECURENCBITRATE2 .....	- 89 -
VID_TRIPLECURDECBITRATE2 .....	- 89 -
VID_CURENCFPS .....	- 90 -
VID_CURDECFPS .....	- 90 -
VID_DUALCURENCFPS .....	- 90 -
VID_DUALCURDECFPS .....	- 90 -
VID_TRIPLECURENCFPS1 .....	- 90 -
VID_TRIPLECURDECFPS1 .....	- 90 -
VID_TRIPLECURENCFPS2 .....	- 90 -
VID_TRIPLECURDECFPS2 .....	- 90 -
VID_SCALEENABLE .....	- 90 -
VID_DUALSCALEENABLE .....	- 90 -
VID_TRIPLESCALEENABLE1 .....	- 91 -
VID_TRIPLESCALEENABLE2 .....	- 91 -
VID_CAPRESOLUTION .....	- 91 -
VID_CAPDUALRESOLUTION .....	- 91 -
VID_CAPTRIPLERESOLUTION1 .....	- 91 -
VID_CAPTRIPLERESOLUTION2 .....	- 91 -
VID_CAPBANDWIDTHMAX .....	- 92 -
VID_CAPBANDWIDTHMIN .....	- 92 -

VID_CAPDUALBANDWIDTHMAX .....	- 92 -
VID_CAPDUALBANDWIDTHMIN .....	- 92 -
VID_CAPTRIPLEBANDWIDTHMAX1 .....	- 92 -
VID_CAPTRIPLEBANDWIDTHMIN1 .....	- 92 -
VID_CAPTRIPLEBANDWIDTHMAX2 .....	- 92 -
VID_CAPTRIPLEBANDWIDTHMIN2 .....	- 92 -
VID_CAPFRAMERATEMAX .....	- 93 -
VID_CAPFRAMERATEMIN .....	- 93 -
VID_CAPDUALFRAMERATEMAX .....	- 93 -
VID_CAPDUALFRAMERATEMIN .....	- 93 -
VID_CAPTRIPLEFRAMERATEMAX1 .....	- 93 -
VID_CAPTRIPLEFRAMERATEMIN1 .....	- 93 -
VID_CAPTRIPLEFRAMERATEMAX2 .....	- 93 -
VID_CAPTRIPLEFRAMERATEMIN2 .....	- 93 -
VID_INPUTCOLORFORMAT .....	- 93 -
VID_INPUTDEINTERLACE .....	- 93 -
VID_H.264PROFILE .....	- 94 -
VID_DUALH.264PROFILE .....	- 94 -
VID_TRIPLEH.264PROFILE1 .....	- 94 -
VID_TRIPLEH.264PROFILE2 .....	- 94 -
VID_MDDISABLEONPTZ .....	- 94 -
VID_DUALROIDISABLE .....	- 94 -
VID_TRIPLEROIDISABLE1 .....	- 94 -
VID_TRIPLEROIDISABLE2 .....	- 94 -
VID_ROIPos1X .....	- 95 -
VID_ROIPos1Y .....	- 95 -
VID_ROIPos1W .....	- 95 -
VID_ROIPos1H .....	- 95 -
VID_ROIPos2X .....	- 95 -
VID_ROIPos2Y .....	- 95 -
VID_ROIPos2W .....	- 95 -
VID_ROIPos2H .....	- 95 -
VID_ROIPos3X .....	- 95 -
VID_ROIPos3Y .....	- 95 -
VID_ROIPos3W .....	- 95 -
VID_ROIPos3H .....	- 95 -

<b>VID_CROPENABLE</b> .....	- 95 -
<b>2.4 Audio Configuration</b> .....	- 96 -
<b>AUD_AUDIOMODE</b> .....	- 96 -
<b>AUD_ALGORITHM</b> .....	- 96 -
<b>AUD_BITRATE</b> .....	- 96 -
<b>AUD_GAIN</b> .....	- 97 -
<b>AUD_RECVPORT</b> .....	- 97 -
<b>AUD_CURENCBITRATE</b> .....	- 97 -
<b>AUD_CURDECBITRATE</b> .....	- 97 -
<b>2.5 Network Configuration</b> .....	- 97 -
<b>NET_LOCALIPMODE</b> .....	- 98 -
<b>NET_REMOTECONNECT</b> .....	- 98 -
<b>NET_REMOTECHANNEL</b> .....	- 98 -
<b>NET_LOCALIP</b> .....	- 99 -
<b>NET_LOCALGATEWAY</b> .....	- 99 -
<b>NET_LOCALSUBNET</b> .....	- 99 -
<b>NET_DOMAINNAME</b> .....	- 99 -
<b>NET_MULTICASTIP</b> .....	- 99 -
<b>NET_DNSIP</b> .....	- 100 -
<b>NET_DNSIP2</b> .....	- 100 -
<b>NET_DDNSREGISTER</b> .....	- 100 -
<b>NET_BASEPORT</b> .....	- 100 -
<b>NET_HTTPPORT</b> .....	- 100 -
<b>NET_FLOWCONTROLMODE</b> .....	- 101 -
<b>NET_CURRENTIP</b> .....	- 101 -
<b>NET_CURRENTDOMAIN</b> .....	- 101 -
<b>NET_MAC</b> .....	- 102 -
<b>NET_DYDNSDOMAIN</b> .....	- 102 -
<b>NET_DYDNSID</b> .....	- 102 -
<b>NET_DYDNSPASSWD</b> .....	- 102 -
<b>NET_PROTOCOL</b> .....	- 103 -
<b>NET_DNSAUTO</b> .....	- 103 -
<b>NET_RTSPPORT</b> .....	- 103 -
<b>NET_USERTPSESSION</b> .....	- 104 -
<b>NET_RTPSESSIONPORT</b> .....	- 104 -
<b>NET_RTPSESSIONUSER</b> .....	- 104 -

---

NET_RTPSESSIONFILE .....	- 104 -
NET_RTPSESSIONIP .....	- 105 -
NET_SNMPTRAPIP .....	- 105 -
NET_SNMPTRAPPORT .....	- 105 -
NET_SNMPSPORT .....	- 105 -
NET_USESS .....	- 105 -
NET_SSID .....	- 106 -
NET_SSPORT .....	- 106 -
NET_SSUSER .....	- 106 -
NET_SSPASS .....	- 106 -
NET_REMOTEPORT .....	- 107 -
NET_USERTSPAUTH .....	- 107 -
NET_REMOTETYPE .....	- 107 -
NET_USEHTTPAPIAUTH .....	- 107 -
NET_UPNPENABLE .....	- 108 -
NET_ZEROCONFENABLE .....	- 108 -
NET_IPV6ADDRESS .....	- 108 -
NET_IPV6SUBNETPREFIXLENGTH .....	- 108 -
NET_IPV6DEFAULTGATEWAY .....	- 109 -
NET_WSDISCOVERYENABLE .....	- 109 -
NET_HTTPSPORT .....	- 109 -
NET_IPV6LINKLOCALADDRESS .....	- 109 -
NET_TTL .....	- 110 -
NET_RTPSESSIONVIDEO .....	- 110 -
NET_QOSENABLE .....	- 110 -
NET_DSCP .....	- 110 -
NET_SSEENABLE .....	- 111 -
NET_SSLCRYPTO .....	- 111 -
NET_SSLUSER .....	- 111 -
NET_SSLPASS .....	- 111 -
NET_SSLAddress .....	- 112 -
NET_SSLPort .....	- 112 -
<b>2.6 Serial Configuration .....</b>	<b>- 112 -</b>
SER_PROTOCOL_1 .....	- 112 -
SER_PROTOCOL_2 .....	- 112 -
SER_PROTOCOL_3 .....	- 112 -

SER_PROTOCOL_4 .....	- 112 -
SER_BITRATE_1 .....	- 113 -
SER_BITRATE_2 .....	- 113 -
SER_BITRATE_3 .....	- 113 -
SER_BITRATE_4 .....	- 113 -
SER_DATABIT_1 .....	- 113 -
SER_DATABIT_2 .....	- 113 -
SER_DATABIT_3 .....	- 113 -
SER_DATABIT_4 .....	- 113 -
SER_PARITY_1 .....	- 114 -
SER_PARITY_2 .....	- 114 -
SER_PARITY_3 .....	- 114 -
SER_PARITY_4 .....	- 114 -
SER_STOPBIT_1 .....	- 114 -
SER_STOPBIT_2 .....	- 114 -
SER_STOPBIT_3 .....	- 114 -
SER_STOPBIT_4 .....	- 114 -
SER_SENSORTYPE_1 .....	- 114 -
SER_SENSORTYPE_2 .....	- 114 -
SER_SENSORTYPE_3 .....	- 114 -
SER_SENSORTYPE_4 .....	- 114 -
SER_PTZTYPE .....	- 115 -
SER_PTZID .....	- 116 -
SER_PTZPORT .....	- 116 -
SER_SEN1SCHESESUN ~ SER_SEN1SCHESESAT .....	- 116 -
SER_SEN2SCHESESUN ~ SER_SEN2SCHESESAT .....	- 116 -
SER_SEN3SCHESESUN ~ SER_SEN3SCHESESAT .....	- 116 -
SER_SEN4SCHESESUN ~ SER_SEN4SCHESESAT .....	- 116 -
SER_DIRECTKEYBOARD .....	- 117 -
SER_POSSESSIONTIME .....	- 117 -
<b>2.7 Event Configuration .....</b>	<b>- 118 -</b>
EVT_LOCALSENSOR_1 .....	- 118 -
EVT_LOCALSENSOR_2 .....	- 118 -
EVT_LOCALSENSOR_3 .....	- 118 -
EVT_LOCALSENSOR_4 .....	- 118 -
EVT_REMOTESENSOR_1 .....	- 118 -



EVT_REMOTESENSOR_2 .....	- 118 -
EVT_REMOTESENSOR_3 .....	- 118 -
EVT_REMOTESENSOR_4 .....	- 118 -
EVT_LOCALLOSS .....	- 119 -
EVT_REMOTELOSS .....	- 119 -
EVT_LOCALMOTION .....	- 119 -
EVT_REMOTEMOTION .....	- 119 -
EVT_DISCONNECT .....	- 120 -
EVT_LOCALAUDIODETECTION .....	- 121 -
EVT_REMOTEAUDIODETECTION .....	- 121 -
EVT_LINECROSSING .....	- 121 -
EVT_INTRUSION .....	- 121 -
EVT_TAMPERING .....	- 121 -
EVT_BEEPDuration .....	- 122 -
EVT_RELAYDuration_1 .....	- 122 -
EVT_RELAYDuration_2 .....	- 122 -
EVT_PRETIME .....	- 122 -
EVT_POSTTIME .....	- 122 -
EVT_EMAILSERVER .....	- 123 -
EVT_EMAILID .....	- 123 -
EVT_EMAILPASS .....	- 123 -
EVT_EMAILDEST .....	- 123 -
EVT_EMAILVATTACH .....	- 124 -
EVT_EMAILAUTHENT .....	- 124 -
EVT_FTPSERVER .....	- 124 -
EVT_FTPPORT .....	- 125 -
EVT_FTPID .....	- 125 -
EVT_FTPPASS .....	- 125 -
EVT_EMAILPORT .....	- 125 -
EVT_PRESETLOCALSENSOR_1 .....	- 126 -
EVT_PRESETLOCALSENSOR_2 .....	- 126 -
EVT_PRESETLOCALSENSOR_3 .....	- 126 -
EVT_PRESETLOCALSENSOR_4 .....	- 126 -
EVT_PRESETREMOTESENSOR_1 .....	- 126 -
EVT_PRESETREMOTESENSOR_2 .....	- 126 -
EVT_PRESETREMOTESENSOR_3 .....	- 126 -

EVT_PRESETREMOTESENSOR_4.....	- 126 -
EVT_PRESETLOCALLOSS .....	- 126 -
EVT_PRESETREMOTELOSS .....	- 126 -
EVT_PRESETLOCALMOTION.....	- 127 -
EVT_PRESETREMOTEMOTION.....	- 127 -
EVT_PRESETDISCONNECT.....	- 127 -
EVT_PRESETLOCALAUDIODETECTION.....	- 127 -
EVT_PRESETREMOTEAUDIODETECTION.....	- 127 -
EVT_PRESETLINECROSSING .....	- 128 -
EVT_PRESETINTRUSION.....	- 128 -
EVT_PRESETTAMPERING .....	- 128 -
EVT_EMAILSENDER.....	- 128 -
EVT_FTPCONTUPLOAD.....	- 128 -
EVT_FTPCONTDURATION .....	- 129 -
EVT_FTPCONTINTERVAL .....	- 129 -
EVT_UPLOADVIDEO.....	- 129 -
EVT_OSDLOCALSENSOR_1 .....	- 129 -
EVT_OSDLOCALSENSOR_2 .....	- 129 -
EVT_OSDLOCALSENSOR_3 .....	- 129 -
EVT_OSDLOCALSENSOR_4 .....	- 129 -
EVT_OSDREMOTESENSOR_1 .....	- 130 -
EVT_OSDREMOTESENSOR_2 .....	- 130 -
EVT_OSDREMOTESENSOR_3 .....	- 130 -
EVT_OSDREMOTESENSOR_4 .....	- 130 -
EVT_OSDLOCALLOSS .....	- 130 -
EVT_OSDREMOTELOSS .....	- 130 -
EVT_OSDLOCALMOTION .....	- 131 -
EVT_OSDREMOTEMOTION .....	- 131 -
EVT_OSDDISCONNECT .....	- 131 -
EVT_OSDLOCALAUDIODETECTION .....	- 132 -
EVT_OSDREMOTEAUDIODETECTION .....	- 132 -
EVT_OSDLINECROSSING.....	- 132 -
EVT_OSDINTRUSION .....	- 132 -
EVT OSDTAMPERING.....	- 132 -
EVT_HTTPLOCALSENSOR_1 .....	- 133 -
EVT_HTTPLOCALSENSOR_2.....	- 133 -

EVT_HTTPLOCALSENSOR_3	- 133 -
EVT_HTTPLOCALSENSOR_4	- 133 -
EVT_HTTPREMOTESENSOR_1	- 133 -
EVT_HTTPREMOTESENSOR_2	- 133 -
EVT_HTTPREMOTESENSOR_3	- 133 -
EVT_HTTPREMOTESENSOR_4	- 133 -
EVT_HTTPLOCALLOSS	- 134 -
EVT_HTTPREMOTELOSS	- 134 -
EVT_HTTPLOCALMOTION	- 134 -
EVT_HTTPREMOTEMOTION	- 134 -
EVT_HTTPDISCONNECT	- 134 -
EVT_HTTPLOCALAUDIODETECTION	- 135 -
EVT_HTTPREMOTEAUDIODETECTION	- 135 -
EVT_HTTPLINECROSSING	- 135 -
EVT_HTTPINTRUSION	- 135 -
EVT_HTTPPTAMPERING	- 135 -
<b>2.8 Display Configuration</b>	<b>- 136 -</b>
DIS_LOCALSENSOR	- 136 -
DIS_REMOTESENSOR	- 136 -
DIS_MOTION	- 136 -
DIS_SITEVIEW	- 136 -
DIS_SITEPOSITION	- 137 -
DIS_LEDVIEW	- 137 -
<b>2.9 User Configuration</b>	<b>- 137 -</b>
USR_DEL	- 137 -
USR_ADD	- 138 -
<del>USR_MODPASS</del>	<del>- 138 -</del>
USR_MODPRI	- 138 -
USR_LIST	- 139 -
USR_CHECKUSER	- 139 -
<b>2.10 Record Configuration</b>	<b>- 140 -</b>
REC_ENABLE	- 140 -
REC_DISKTYPE	- 140 -
REC_DISKSIZE	- 140 -
REC_DISKAVAILABLE	- 141 -
REC_OVERWRITE	- 141 -

REC_EVTTYPE1 .....	- 141 -
REC_EVTTYPE2 .....	- 141 -
REC_EVTTYPE3 .....	- 141 -
REC_EVTTYPE4 .....	- 141 -
REC_PRETIME .....	- 142 -
REC_POSTTIME .....	- 142 -
REC_SCHESUN ~ REC_SCHESAT .....	- 142 -
REC_FORMAT .....	- 143 -
REC_MAXFILESIZE .....	- 143 -
REC_DISKINFO .....	- 144 -
REC_MANUALREC .....	- 144 -
REC_MAXFILELENGTH .....	- 144 -
REC_BACKUPTOFTP .....	- 145 -
REC_ERASEAFTERBACKUP .....	- 145 -
REC_STARTBACKUP .....	- 145 -
REC_RECORDVIDEO .....	- 145 -
REC_RECORDFILEFORMAT .....	- 146 -
2.11 PTZ Configuration .....	- 146 -
PTZ_AUTOPARKINGTIME .....	- 146 -
PTZ_AUTOPARKINGACTION .....	- 146 -
PTZ_AUTOPARKINGACTION1 .....	- 147 -
PTZ_AUTOPARKINGACTION2 .....	- 147 -
PTZ_AUTOPARKINGACTION3 .....	- 147 -
PTZ_AUTOPARKINGACTION4 .....	- 147 -
PTZ_GROUPxxACTIONyy .....	- 147 -
PTZ_GROUPxxDWELLyy .....	- 148 -
PTZ_GROUPxxOPTIONyy .....	- 148 -
PTZ_GROUPxxENABLEyy .....	- 148 -
PTZ_GroupxxWITHTRACKING .....	- 149 -
PTZ_SWINGENABLExx .....	- 149 -
PTZ_SWING1STPOSxx .....	- 149 -
PTZ_SWING2NDPOSxx .....	- 149 -
PTZ_SWINGSPEEDxx .....	- 150 -
PTZ_PTCondTime .....	- 150 -
PTZ_PTCondDuration .....	- 150 -
PTZ_PTName .....	- 151 -

PTZ_ExtPTZAddr .....	- 151 -
PTZ_ExtPTZHttpPort .....	- 151 -
PTZ_ExtPTZBasePort .....	- 151 -
PTZ_ExtPTZUse .....	- 152 -
PTZ_ExtPTZCentering .....	- 152 -
PTZ_ExtPTZDragandZoom .....	- 152 -
PTZ_ExtPTZAutoMode .....	- 152 -
PTZ_ExtPTZZoomEffective .....	- 153 -
PTZ_ExtPTZPauseDuration .....	- 153 -
<b>2.12 Camera Configuration .....</b>	<b>- 153 -</b>
CAM_SONY_WBMode .....	- 153 -
CAM_SONY_RGain .....	- 154 -
CAM_SONY_BGain .....	- 154 -
CAM_SONY_AEMode .....	- 154 -
CAM_SONY_DSSMode .....	- 154 -
CAM_SONY_DSSLimit .....	- 155 -
CAM_SONY_DN .....	- 155 -
CAM_SONY_DN_Threshold .....	- 156 -
CAM_SONY_ND_Threshold .....	- 156 -
CAM_SONY_FLIP .....	- 157 -
CAM_SONY_DZ .....	- 157 -
CAM_SONY_WDR .....	- 157 -
CAM_SONY_BLC .....	- 158 -
CAM_SONY_Brightness .....	- 158 -
CAM_SONY_Iris .....	- 158 -
CAM_SONY_Shutter .....	- 159 -
CAM_SONY_Gain .....	- 160 -
CAM_SONY_APT_LEVEL .....	- 161 -
CAM_SONY_MIRROR .....	- 161 -
CAM_SONY_NR .....	- 162 -
CAM_SONY_MinFocusLength .....	- 162 -
CAM_SONY_IS .....	- 163 -
CAM_SONY_GammaMode .....	- 163 -
CAM_SONY_GammaOffset .....	- 163 -
CAM_SONY_Gamma256stepsPlus .....	- 164 -
CAM_SONY_Gamma256stepsMinus .....	- 164 -

<b>CAM_SONY_AFSensitivity</b> .....	- 164 -
<b>CAM_SONY_DefogMode</b> .....	- 164 -
<b>CAM_SONY_ColorGain</b> .....	- 165 -
<b>CAM_SONY_ColorHue</b> .....	- 165 -
<b>CAM_SONY_HighSensitivity</b> .....	- 165 -
<b>CAM_SONY_MinimumShutterMode</b> .....	- 166 -
<b>CAM_SONY_MinimumShutterLimit</b> .....	- 166 -
<b>CAM_SONY_HighlightCorrectionMode</b> .....	- 167 -
<b>CAM_SONY_HighlightCorrectionMaskLevel</b> .....	- 167 -
<b>CAM_SONY_ExposureCompensationMode</b> .....	- 168 -
<b>CAM_SONY_ExposureCompensationLevel</b> .....	- 168 -
<b>CAM_SONY_2DNR</b> .....	- 168 -
<b>CAM_SONY_3DNR</b> .....	- 168 -
<b>CAM_SONY_ChromaSuppress</b> .....	- 169 -
<b>CAM_SONY_WDRDisplayBrightness</b> .....	- 169 -
<b>CAM_SONY_WDRBrightnessCompSel</b> .....	- 169 -
<b>CAM_SONY_WDRCompLevel</b> .....	- 170 -
<b>CAM_SONY_FocusOffset</b> .....	- 170 -
<b>CAM_SONY_ZoomLimit</b> .....	- 170 -
<b>CAM_HITACHI_WBMode</b> .....	- 171 -
<b>CAM_HITACHI_RGain</b> .....	- 171 -
<b>CAM_HITACHI_BGain</b> .....	- 171 -
<b>CAM_HITACHI_AEMode</b> .....	- 172 -
<b>CAM_HITACHI_DSSLimit</b> .....	- 172 -
<b>CAM_HITACHI_ICR</b> .....	- 173 -
<b>CAM_HITACHI_FLIP</b> .....	- 173 -
<b>CAM_HITACHI_WDR</b> .....	- 174 -
<b>CAM_HITACHI_BLCMode</b> .....	- 174 -
<b>CAM_HITACHI_BLC_LEVEL</b> .....	- 174 -
<b>CAM_HITACHI_Exposure</b> .....	- 174 -
<b>CAM_HITACHI_Shutter</b> .....	- 175 -
<b>CAM_HITACHI_AGC</b> .....	- 176 -
<b>CAM_HITACHI_AFType</b> .....	- 176 -
<b>CAM_HITACHI_MinFocusLength</b> .....	- 177 -
<b>CAM_HITACHI_FNRMode</b> .....	- 177 -
<b>CAM_HITACHI_FNRValue</b> .....	- 177 -

<b>CAM_HITACHI_FNRLLevel</b> .....	- 178 -
<b>CAM_HITACHI_YKnee</b> .....	- 178 -
<b>CAM_HITACHI_AFOnePushMode</b> .....	- 178 -
<b>CAM_HITACHI_ICRColor</b> .....	- 179 -
<b>CAM_HITACHI_IRCurve</b> .....	- 179 -
<b>CAM_HITACHI_ICRThres</b> .....	- 179 -
<b>CAM_HITACHI_WDRAuto</b> .....	- 180 -
<b>CAM_HITACHI_WDRAutoMode</b> .....	- 180 -
<b>CAM_HITACHI_RatioLevel</b> .....	- 180 -
<b>CAM_HITACHI_HiSpeedShutterSpeed</b> .....	- 180 -
<b>CAM_HITACHI_IrisLevelOffsetData</b> .....	- 181 -
<b>CAM_HITACHI_DZ</b> .....	- 181 -
<b>CAM_HITACHI_EIS_EN</b> .....	- 181 -
<b>CAM_HITACHI_EIS_FREQ</b> .....	- 182 -
<b>CAM_HITACHI_DFOG_MODE</b> .....	- 182 -
<b>CAM_HITACHI_DFOG_LEVEL</b> .....	- 182 -
<b>CAM_HITACHI_EnhancedIntensityMode</b> .....	- 183 -
<b>CAM_HITACHI_EnhancedIntensityLevel</b> .....	- 183 -
<b>CAM_HITACHI_Pedestal0</b> .....	- 183 -
<b>CAM_HITACHI_Pedestal1</b> .....	- 184 -
<b>CAM_HITACHI_Pedestal2</b> .....	- 184 -
<b>CAM_HITACHI_Pedestal3</b> .....	- 184 -
<b>CAM_HITACHI_Pedestal4</b> .....	- 184 -
<b>CAM_HITACHI_ColorLevel0</b> .....	- 185 -
<b>CAM_HITACHI_ColorLevel1</b> .....	- 185 -
<b>CAM_HITACHI_ColorLevel2</b> .....	- 185 -
<b>CAM_HITACHI_ColorLevel3</b> .....	- 186 -
<b>CAM_HITACHI_ColorLevel4</b> .....	- 186 -
<b>CAM_HITACHI_MaxAGCGain</b> .....	- 186 -
<b>CAM_HITACHI_ApertureMode</b> .....	- 186 -
<b>CAM_HITACHI_ApertureHorizontalLevel</b> .....	- 187 -
<b>CAM_HITACHI_ApertureVerticalLevel</b> .....	- 187 -
<b>CAM_HITACHI_ZoomSensUpMode</b> .....	- 187 -
<b>CAM_HITACHI_ZoomSensUpIris</b> .....	- 188 -
<b>CAM_HITACHI_ZoomSensUpAGC</b> .....	- 188 -
<b>CAM_HITACHI_AEControllrisoffset</b> .....	- 188 -

<b>CAM_HITACHI_BlacklevelControlAGC0</b> .....	- 189 -
<b>CAM_HITACHI_BlacklevelControlAGC1</b> .....	- 189 -
<b>CAM_HITACHI_YgammaAGC0</b> .....	- 189 -
<b>CAM_HITACHI_YgammaAGC1</b> .....	- 190 -
<b>CAM_HITACHI_YgammaAGC2</b> .....	- 190 -
<b>CAM_HITACHI_YgammaAGC3</b> .....	- 190 -
<b>CAM_P10_AGC</b> .....	- 190 -
<b>CAM_P10_SHUTTER</b> .....	- 191 -
<b>CAM_P10_DN</b> .....	- 191 -
<b>CAM_P10_SSNR</b> .....	- 192 -
<b>CAM_P10_IRIS</b> .....	- 192 -
<b>CAM_P10_DZ</b> .....	- 192 -
<b>CAM_P10_WBMODE</b> .....	- 193 -
<b>CAM_P10_SUP</b> .....	- 193 -
<b>CAM_P10_BLC</b> .....	- 193 -
<b>CAM_P10_DIS</b> .....	- 194 -
<b>CAM_P10_FLIP</b> .....	- 194 -
<b>CAM_P10_BLL</b> .....	- 195 -
<b>CAM_P10_HLL</b> .....	- 195 -
<b>CAM_P10_WDR_LMT</b> .....	- 195 -
<b>CAM_P10_WB_RED</b> .....	- 196 -
<b>CAM_P10_WB_BLUE</b> .....	- 196 -
<b>CAM_P10_BRIGHTNESS</b> .....	- 196 -
<b>CAM_P10_SENS_UP_LMT</b> .....	- 196 -
<b>CAM_P10_MAN_IRIS</b> .....	- 197 -
<b>CAM_P10_MAN_SHUTTER</b> .....	- 198 -
<b>CAM_P10_SHARPNESS</b> .....	- 199 -
<b>CAM_P10_MAN_GAIN</b> .....	- 200 -
<b>CAM_P10_WDR_LEVEL</b> .....	- 200 -
<b>CAM_P10_HLC_COLOR</b> .....	- 200 -
<b>CAM_P10_SSDR_MODE</b> .....	- 201 -
<b>CAM_P10_SSDR_LEVEL</b> .....	- 201 -
<b>CAM_P10_DNthreshold</b> .....	- 201 -
<b>CAM_P10_NDthreshold</b> .....	- 202 -
<b>CAM_P10_DefogMode</b> .....	- 202 -
<b>CAM_P10_DefogLevel</b> .....	- 202 -



<b>CAM_P10_FRZONMOVE</b> .....	- 203 -
<b>CAM_P10_ZOOMPROPORT</b> .....	- 203 -
<b>CAM_P10_AUTOFLIP</b> .....	- 203 -
<b>CAM_P10_MAXJOGSPEED</b> .....	- 204 -
<b>CAM_P10_MAXZOOMSPEED</b> .....	- 204 -
<b>CAM_P10_DISPLAYPTZACTION</b> .....	- 204 -
<b>CAM_P10_MAXPOSITIONMOVESPEED</b> .....	- 205 -
<b>CAM_NXP_FLIP_HORIZON</b> .....	- 205 -
<b>CAM_NXP_FLIP_VERTICAL</b> .....	- 205 -
<b>CAM_NXP_TDN_MODE</b> .....	- 206 -
<b>CAM_NXP_TDN_IR_CONTROL</b> .....	- 206 -
<b>CAM_NXP_TDN_DAY_TH</b> .....	- 207 -
<b>CAM_NXP_TDN_NIGHT_TH</b> .....	- 207 -
<b>CAM_NXP_IRIS_MODE</b> .....	- 207 -
<b>CAM_NXP_IRIS_VALUE</b> .....	- 208 -
<b>CAM_NXP_DSS_VALUE_NIGHT</b> .....	- 208 -
<b>CAM_NXP_DSS_VALUE_DAY</b> .....	- 208 -
<b>CAM_NXP_AE_MODE</b> .....	- 209 -
<b>CAM_NXP_AE_MAX</b> .....	- 209 -
<b>CAM_NXP_GAMMA_INDEX</b> .....	- 209 -
<b>CAM_NXP_AE_OPTION</b> .....	- 210 -
<b>CAM_NXP_AE_TARGET</b> .....	- 210 -
<b>CAM_NXP_CDS_DAY_TH</b> .....	- 211 -
<b>CAM_NXP_CDS_NIGHT_TH</b> .....	- 211 -
<b>CAM_NXP_CURRENT_Y</b> .....	- 211 -
<b>CAM_WONWOO_WBMode</b> .....	- 212 -
<b>CAM_WONWOO_RGain</b> .....	- 212 -
<b>CAM_WONWOO_BGain</b> .....	- 212 -
<b>CAM_WONWOO_AEMode</b> .....	- 213 -
<b>CAM_WONWOO_DSSMode</b> .....	- 213 -
<b>CAM_WONWOO_DN</b> .....	- 213 -
<b>CAM_WONWOO_FLIP</b> .....	- 214 -
<b>CAM_WONWOO_DZ</b> .....	- 214 -
<b>CAM_WONWOO_WDR</b> .....	- 214 -
<b>CAM_WONWOO_WDRLevel</b> .....	- 214 -
<b>CAM_WONWOO_BLC</b> .....	- 215 -

<b>CAM_WONWOO_Brightness</b> .....	- 215 -
<b>CAM_WONWOO_Iris</b> .....	- 215 -
<b>CAM_WONWOO_Shutter</b> .....	- 216 -
<b>CAM_WONWOO_Gain</b> .....	- 217 -
<b>CAM_WONWOO_APT_LEVEL</b> .....	- 217 -
<b>CAM_WONWOO_DefogMode</b> .....	- 217 -
<b>CAM_WONWOO_DefogLevel</b> .....	- 217 -
<b>CAM_WONWOO_Fik</b> .....	- 218 -
<b>CAM_WONWOO_NR</b> .....	- 218 -
<b>CAM_WONWOO_ACE</b> .....	- 219 -
<b>CAM_WONWOO_AGC</b> .....	- 219 -
<b>CAM_WONWOO_ExpComp</b> .....	- 219 -
<b>CAM_WONWOO_ExpCompLevel</b> .....	- 220 -
<b>CAM_WONWOO_DN_Threshold</b> .....	- 220 -
<b>CAM_WONWOO_ND_Threshold</b> .....	- 220 -
<b>CAM_WONWOO_DNDELAY</b> .....	- 221 -
<b>CAM_WONWOO_MaxSSLLevel</b> .....	- 221 -
<b>CAM_WONWOO_FocusNearLimit</b> .....	- 221 -
<b>CAM_WONWOO_IRDetection</b> .....	- 222 -
<b>CAM_WONWOO_IRDetectionLevel</b> .....	- 222 -
<b>CAM_WONWOO_ImageRangeMode</b> .....	- 222 -
<b>CAM_WONWOO_ImageRangeCustomLevel</b> .....	- 223 -
<b>CAM_WONWOO_AGCGain</b> .....	- 223 -
<b>CAM_WONWOO_DISMode</b> .....	- 224 -
<b>CAM_WONWOO_DISRange</b> .....	- 224 -
<b>CAM_WONWOO_DISFilter</b> .....	- 224 -
<b>CAM_WONWOO_DISAutoCenter</b> .....	- 225 -
<b>CAM_WONWOO_HLCMode</b> .....	- 225 -
<b>CAM_WONWOO_HLCLevel</b> .....	- 225 -
<b>CAM_WONWOO_HLCClipColor</b> .....	- 226 -
<b>CAM_NEXT_Lens_Mode</b> .....	- 226 -
<b>CAM_NEXT_DC_Lens_Mode</b> .....	- 227 -
<b>CAM_NEXT_Shutter</b> .....	- 227 -
<b>CAM_NEXT_AGC</b> .....	- 228 -
<b>CAM_NEXT_SensUp_Mode</b> .....	- 229 -
<b>CAM_NEXT_SensUp_Limit</b> .....	- 229 -

<b>CAM_NEXT_Brightness</b> .....	- 230 -
<b>CAM_NEXT_Defog_Mode</b> .....	- 230 -
<b>CAM_NEXT_Defog_Gradation</b> .....	- 230 -
<b>CAM_NEXT_BackLight_Mode</b> .....	- 231 -
<b>CAM_NEXT_WDR_Gain</b> .....	- 231 -
<b>CAM_NEXT_WDR_Priority</b> .....	- 231 -
<b>CAM_NEXT_BLC_Gain</b> .....	- 232 -
<b>CAM_NEXT_HSBLC_Mode</b> .....	- 232 -
<b>CAM_NEXT_HSBLC_Level</b> .....	- 232 -
<b>CAM_NEXT_HSBLC_Black_Mask</b> .....	- 233 -
<b>CAM_NEXT_WB_Mode</b> .....	- 233 -
<b>CAM_NEXT_WB_RGain</b> .....	- 233 -
<b>CAM_NEXT_WB_BGain</b> .....	- 233 -
<b>CAM_NEXT_DN_Mode</b> .....	- 234 -
<b>CAM_NEXT_DN_Delay</b> .....	- 234 -
<b>CAM_NEXT_AGC_DN</b> .....	- 234 -
<b>CAM_NEXT_AGC_ND</b> .....	- 234 -
<b>CAM_NEXT_CDS_DN</b> .....	- 235 -
<b>CAM_NEXT_CDS_ND</b> .....	- 235 -
<b>CAM_NEXT_2DNR_Mode</b> .....	- 235 -
<b>CAM_NEXT_3DNR_Mode</b> .....	- 235 -
<b>CAM_NEXT_3DNR_Level</b> .....	- 236 -
<b>CAM_NEXT_SmartNR_Mode</b> .....	- 236 -
<b>CAM_NEXT_SmartNR_Sensitivity</b> .....	- 236 -
<b>CAM_NEXT_Mirror_Mode</b> .....	- 236 -
<b>CAM_NEXT_Dis_Mode</b> .....	- 237 -
<b>CAM_NEXT_StaticDPC_Mode</b> .....	- 237 -
<b>CAM_NEXT_LiveDPC_Mode</b> .....	- 238 -
<b>CAM_NEXT_Sharpness</b> .....	- 238 -
<b>CAM_NEXT_LSC_Mode</b> .....	- 238 -
<b>CAM_NEXT_DC_Iris_Max</b> .....	- 239 -
<b>CAM_NEXT_PIrisMode</b> .....	- 239 -
<b>CAM_NEXT_PIrisPosition</b> .....	- 239 -
<b>CAM_NEXT_PIrisLimit</b> .....	- 239 -
<b>CAM_NEXT_AFAccumMode</b> .....	- 240 -
<b>CAM_NEXT_AFMode</b> .....	- 240 -

<b>CAM_NEXT_SmartIREnable</b> .....	- 240 -
<b>CAM_NEXT_SmartIRLevel</b> .....	- 241 -
<b>CAM_NEXT_SmartIRPWMLevel</b> .....	- 241 -
<b>CAM_NEXT_Gamma</b> .....	- 241 -
<b>CAM_NEXT_GainMG</b> .....	- 242 -
<b>CAM_NEXT_GainR</b> .....	- 242 -
<b>CAM_NEXT_GainYE</b> .....	- 242 -
<b>CAM_NEXT_GainG</b> .....	- 242 -
<b>CAM_NEXT_GainCY</b> .....	- 242 -
<b>CAM_NEXT_GainB</b> .....	- 242 -
<b>CAM_NEXT_GainY</b> .....	- 242 -
<b>CAM_SONYIS_Lens_Mode</b> .....	- 243 -
<b>CAM_SONYIS_DC_Lens_Mode</b> .....	- 243 -
<b>CAM_SONYIS_OpenVoltage</b> .....	- 243 -
<b>CAM_SONYIS_CloseVoltage</b> .....	- 243 -
<b>CAM_SONYIS_Shutter</b> .....	- 244 -
<b>CAM_SONYIS_AGC_Limit</b> .....	- 244 -
<b>CAM_SONYIS_SensUp_Mode</b> .....	- 245 -
<b>CAM_SONYIS_SensUp_Limit</b> .....	- 245 -
<b>CAM_SONYIS_Flickerless</b> .....	- 246 -
<b>CAM_SONYIS_AE_Hold</b> .....	- 246 -
<b>CAM_SONYIS_WDR</b> .....	- 246 -
<b>CAM_SONYIS_WB_Mode</b> .....	- 247 -
<b>CAM_SONYIS_ATW_Mode</b> .....	- 247 -
<b>CAM_SONYIS_AWB_ROffset</b> .....	- 247 -
<b>CAM_SONYIS_AWB_BOffset</b> .....	- 247 -
<b>CAM_SONYIS_ColorTemperature</b> .....	- 248 -
<b>CAM_SONYIS_DN_Mode</b> .....	- 248 -
<b>CAM_SONYIS_DN_AGC_DN</b> .....	- 248 -
<b>CAM_SONYIS_DN_AGC_ND</b> .....	- 248 -
<b>CAM_SONYIS_DN_CDS_DN</b> .....	- 249 -
<b>CAM_SONYIS_DN_CDS_ND</b> .....	- 249 -
<b>CAM_SONYIS_DN_Delay</b> .....	- 249 -
<b>CAM_SONYIS_Mirror_Mode</b> .....	- 249 -
<b>CAM_SONYIS_Negative_Mode</b> .....	- 250 -
<b>CAM_SONYIS_Gamma</b> .....	- 250 -

<b>CAM_SONYIS_Sharpness</b> .....	- 251 -
<b>CAM_SONYIS_CbGain</b> .....	- 251 -
<b>CAM_SONYIS_CrGain</b> .....	- 251 -
<b>CAM_PS_DN_Mode</b> .....	- 251 -
<b>CAM_PS_DN_Level</b> .....	- 252 -
<b>CAM_PS_DN_Adjust_DN</b> .....	- 252 -
<b>CAM_PS_DN_Adjust_ND</b> .....	- 252 -
<b>CAM_PS_DN_Time</b> .....	- 253 -
<b>CAM_PS_BLC</b> .....	- 253 -
<b>CAM_PS_FLIP</b> .....	- 253 -
<b>CAM_PS_IS_Mode</b> .....	- 253 -
<b>CAM_PS_IS_Level</b> .....	- 254 -
<b>CAM_PS_DNR_Mode</b> .....	- 254 -
<b>CAM_PS_DNR_Level</b> .....	- 254 -
<b>CAM_PS_DFG</b> .....	- 255 -
<b>CAM_PS_WB_Mode</b> .....	- 255 -
<b>CAM_PS_ATW_Smart</b> .....	- 255 -
<b>CAM_PS_WB_RED</b> .....	- 256 -
<b>CAM_PS_WB_BLUE</b> .....	- 256 -
<b>CAM_PS_IRIS_Mode</b> .....	- 256 -
<b>CAM_PS_IRIS_Manual</b> .....	- 257 -
<b>CAM_PS_SHUTTER_Mode</b> .....	- 257 -
<b>CAM_PS_SENSUP</b> .....	- 258 -
<b>CAM_PS_GAIN_Color_Max</b> .....	- 258 -
<b>CAM_PS_GAIN_BW_Max</b> .....	- 258 -
<b>CAM_PS_GAIN_Auto_Max</b> .....	- 258 -
<b>CAM_PS_GAIN_Color</b> .....	- 259 -
<b>CAM_PS_GAIN_BW</b> .....	- 259 -
<b>CAM_PS_DZ_Limit</b> .....	- 260 -
<b>CAM_PS_SD</b> .....	- 260 -
<b>CAM_PS_Vivid</b> .....	- 260 -
<b>CAM_PS_AFSensitivity</b> .....	- 261 -
<b>CAM_PS_Gamma</b> .....	- 261 -
<b>CAM_PS_ApertureMode</b> .....	- 261 -
<b>CAM_PS_ApertureVDirect</b> .....	- 262 -
<b>CAM_PS_ApertureHDirect</b> .....	- 262 -

<b>CAM_PS_HighlightCompensation</b> .....	- 262 -
<b>CAM_PS_FocusArea</b> .....	- 262 -
<b>CAM_PS_ATWRed</b> .....	- 263 -
<b>CAM_PS_ATWBlue</b> .....	- 263 -
<b>CAM_PS_AFNearLimit</b> .....	- 263 -
<b>CAM_PS_Pedestal</b> .....	- 263 -
<b>CAM_PS_AFLuminousResponse</b> .....	- 264 -
<b>CAM_PS_SNPriorityMode</b> .....	- 264 -
<b>CAM_PS_ChromaSuppression</b> .....	- 264 -
<b>CAM_AMBA_FLIP_HORIZON</b> .....	- 265 -
<b>CAM_AMBA_FLIP_VERTICAL</b> .....	- 265 -
<b>CAM_AMBA_AWB_MODE</b> .....	- 265 -
<b>CAM_AMBA_AWB_RGAIN</b> .....	- 265 -
<b>CAM_AMBA_AWB_GGAIN</b> .....	- 265 -
<b>CAM_AMBA_AWB_BGAIN</b> .....	- 265 -
<b>CAM_AMBA_SHARP_LEVEL</b> .....	- 266 -
<b>CAM_AMBA_WDR_MODE</b> .....	- 266 -
<b>CAM_AMBA_WDR_LEVEL</b> .....	- 266 -
<b>CAM_AMBA_TDN_MODE</b> .....	- 267 -
<b>CAM_AMBA_TDN_IR_CONTROL</b> .....	- 267 -
<b>CAM_AMBA_TDN_DAY_TH</b> .....	- 268 -
<b>CAM_AMBA_TDN_NIGHT_TH</b> .....	- 268 -
<b>CAM_AMBA_DSS_VALUE_NIGHT</b> .....	- 268 -
<b>CAM_AMBA_DSS_MODE</b> .....	- 269 -
<b>CAM_AMBA_AE_TARGET</b> .....	- 269 -
<b>CAM_AMBA_CDS_DAY_TH</b> .....	- 270 -
<b>CAM_AMBA_CDS_NIGHT_TH</b> .....	- 270 -
<b>CAM_AMBA_CURRENT_Y</b> .....	- 270 -
<b>CAM_AMBA_BRIGHTNESS</b> .....	- 270 -
<b>CAM_AMBA_CONTRAST</b> .....	- 270 -
<b>CAM_AMBA_SATURATION</b> .....	- 270 -
<b>CAM_AMBA_NF_LEVEL</b> .....	- 271 -
<b>CAM_AMBA_NF_3D_MODE</b> .....	- 271 -
<b>CAM_AMBA_NF_3D_LEVEL</b> .....	- 271 -
<b>CAM_AMBA_SP_AUTOCONTRAST</b> .....	- 272 -
<b>CAM_POWERUPACTION</b> .....	- 272 -

<b>CAM_SCHSUN ~ CAM_SCHSAT</b> .....	- 272 -
<b>CAM_NTSC_PAL</b> .....	- 273 -
<b>CAM_AFAFTERZOOM</b> .....	- 273 -
<b>CAM_OneShotAFafterPTZ</b> .....	- 273 -
<b>CAM_AFSensitivity</b> .....	- 274 -
<b>CAM_AFArea</b> .....	- 274 -
<b>CAM_AFAutoInitMode</b> .....	- 274 -
<b>CAM_AFAutoInitHour</b> .....	- 275 -
<b>CAM_DISPLAYZOOMMAG</b> .....	- 275 -
<b>CAM_SET_IRLED_MODE</b> .....	- 276 -
<b>CAM_SET_NEARLED</b> .....	- 276 -
<b>CAM_SET_FARLED</b> .....	- 276 -
<b>CAM_SET_SPECIALMODEOFCONFIG4</b> .....	- 277 -
<b>CAM_EXTPTZDISABLE</b> .....	- 277 -
<b>CAM_CODEC_SATURATION</b> .....	- 277 -
<b>CAM_CODEC_CONTRAST</b> .....	- 278 -
<b>CAM_CODEC_BRIGHTNESS</b> .....	- 278 -
<b>CAM_CODEC_NF_MODE</b> .....	- 278 -
<b>CAM_CODEC_NFPARAM1</b> .....	- 279 -
<b>CAM_CODEC_NFPARAM2</b> .....	- 279 -
<b>CAM_CODEC_NFPARAM3</b> .....	- 279 -
<b>CAM_CODEC_NFPARAM4</b> .....	- 279 -
<b>CAM_CODEC_EDGE_MODE</b> .....	- 280 -
<b>CAM_CODEC_EDGEPARAM1</b> .....	- 280 -
<b>CAM_CODEC_EDGEPARAM2</b> .....	- 280 -
<b>CAM_HI_FLIP_HORIZON</b> .....	- 281 -
<b>CAM_HI_FLIP_VERTICAL</b> .....	- 281 -
<b>CAM_HI_TDN_MODE</b> .....	- 281 -
<b>CAM_HI_TDN_IR_CONTROL</b> .....	- 282 -
<b>CAM_HI_TDN_DAY_TH</b> .....	- 282 -
<b>CAM_HI_TDN_NIGHT_TH</b> .....	- 282 -
<b>CAM_HI_IRIS_MODE</b> .....	- 283 -
<b>CAM_HI_IRIS_VALUE</b> .....	- 283 -
<b>CAM_HI_DSS_MODE_NIGHT</b> .....	- 284 -
<b>CAM_HI_AE_MODE</b> .....	- 284 -
<b>CAM_HI_AE_TARGET</b> .....	- 284 -

CAM_HI_GAMMA_INDEX .....	- 285 -
CAM_HI_CDS_DAY_TH .....	- 285 -
CAM_HI_CDS_NIGHT_TH.....	- 285 -
CAM_HI_DEFOG_MODE.....	- 286 -
CAM_HI_CURRENT_Y .....	- 286 -
CAM_HI_AWB_MODE .....	- 286 -
CAM_HI_TDN_FILTER .....	- 287 -
CAM_HI_DSS_VALUE_DAY .....	- 287 -
CAM_HI_DSS_VALUE_NIGHT.....	- 287 -
CAM_HI_AE_MAX .....	- 287 -
CAM_HI_AE_DMAX.....	- 288 -
2.13 ETC parameters .....	- 288 -
ETC_USEROSDENABLE1 .....	- 288 -
ETC_USEROSDENABLE2 .....	- 288 -
ETC_USEROSDENABLE3 .....	- 288 -
ETC_USEROSDENABLE4 .....	- 288 -
ETC_USEROSDSTRING1 .....	- 289 -
ETC_USEROSDSTRING2 .....	- 289 -
ETC_USEROSDSTRING3 .....	- 289 -
ETC_USEROSDSTRING4 .....	- 289 -
ETC_USEROSDX1.....	- 289 -
ETC_USEROSDX2.....	- 289 -
ETC_USEROSDX3.....	- 289 -
ETC_USEROSDX4.....	- 289 -
ETC_USEROSDY1.....	- 289 -
ETC_USEROSDY2.....	- 289 -
ETC_USEROSDY3.....	- 289 -
ETC_USEROSDY4.....	- 289 -
ETC_USEROSDFONTSIZE1 .....	- 289 -
ETC_USEROSDFONTSIZE2 .....	- 289 -
ETC_USEROSDFONTSIZE3 .....	- 289 -
ETC_USEROSDFONTSIZE4 .....	- 289 -
ETC_USEROSDCOLOR1 .....	- 290 -
ETC_USEROSDCOLOR2 .....	- 290 -
ETC_USEROSDCOLOR3 .....	- 290 -
ETC_USEROSDCOLOR4.....	- 290 -



ETC_EVENTOSDDISPLAYNAME0 .....	- 290 -
ETC_EVENTOSDDISPLAYNAME1 .....	- 290 -
ETC_EVENTOSDDISPLAYNAME2 .....	- 290 -
ETC_EVENTOSDDISPLAYNAME3 .....	- 290 -
ETC_EVENTOSDSTRING0 .....	- 291 -
ETC_EVENTOSDSTRING1 .....	- 291 -
ETC_EVENTOSDSTRING2 .....	- 291 -
ETC_EVENTOSDSTRING3 .....	- 291 -
ETC_EVENTOSDX0 .....	- 291 -
ETC_EVENTOSDX1 .....	- 291 -
ETC_EVENTOSDX2 .....	- 291 -
ETC_EVENTOSDX3 .....	- 291 -
ETC_EVENTOSDY0 .....	- 291 -
ETC_EVENTOSDY1 .....	- 291 -
ETC_EVENTOSDY2 .....	- 291 -
ETC_EVENTOSDY3 .....	- 291 -
ETC_EVENTOSDFONTSIZE0 .....	- 291 -
ETC_EVENTOSDFONTSIZE1 .....	- 291 -
ETC_EVENTOSDFONTSIZE2 .....	- 291 -
ETC_EVENTOSDFONTSIZE3 .....	- 291 -
ETC_EVENTOSDCOLOR0 .....	- 292 -
ETC_EVENTOSDCOLOR1 .....	- 292 -
ETC_EVENTOSDCOLOR2 .....	- 292 -
ETC_EVENTOSDCOLOR3 .....	- 292 -
ETC_EVENTOSDEFFECT0 .....	- 292 -
ETC_EVENTOSDEFFECT1 .....	- 292 -
ETC_EVENTOSDEFFECT2 .....	- 292 -
ETC_EVENTOSDEFFECT3 .....	- 292 -
ETC_EVENTHTTPENABLE0 .....	- 293 -
ETC_EVENTHTTPENABLE1 .....	- 293 -
ETC_EVENTHTTPENABLE2 .....	- 293 -
ETC_EVENTHTTPENABLE3 .....	- 293 -
ETC_EVENTHTTPSTRING0 .....	- 293 -
ETC_EVENTHTTPSTRING1 .....	- 293 -
ETC_EVENTHTTPSTRING2 .....	- 293 -
ETC_EVENTHTTPSTRING3 .....	- 293 -

---

ETC_AUTOPARKINGSCHESUN ~ ETC_AUTOPARKINGSCHESAT .....	293 -
ETC_MOTIONSCHESUN ~ ETC_MOTIONSCHESAT .....	294 -
ETC_AutoPursuit_Sensitivity .....	294 -
ETC_AutoPursuit_Height .....	294 -
ETC_AutoPursuit_Zoom .....	295 -
ETC_AutoPursuit_Size .....	296 -
ETC_AutoPursuit_ResetTime .....	296 -
ETC_AutoPursuit_ResetPosition .....	297 -
ETC_AutoPursuit_Display .....	297 -
ETC_AutoPursuit_Enable .....	297 -
ETC_AutoPursuit_Zoomlimit .....	297 -
ETC_MPEGTS_DestinationIP_Ch0 .....	298 -
ETC_MPEGTS_DestinationIP_Ch1 .....	298 -
ETC_MPEGTS_DestinationIP_Ch2 .....	298 -
ETC_MPEGTS_DestinationIP_Ch3 .....	298 -
ETC_MPEGTS_DestinationPORT_Ch0 .....	298 -
ETC_MPEGTS_DestinationPORT_Ch1 .....	298 -
ETC_MPEGTS_DestinationPORT_Ch2 .....	298 -
ETC_MPEGTS_DestinationPORT_Ch3 .....	298 -
ETC_MPEGTS_ENABLE_Ch0 .....	298 -
ETC_MPEGTS_ENABLE_Ch1 .....	298 -
ETC_MPEGTS_ENABLE_Ch2 .....	298 -
ETC_MPEGTS_ENABLE_Ch3 .....	298 -
ETC_SWLISTENABLE0 ~ ETC_SWLISTENABLE3 .....	299 -
ETC_SWLIST00 ~ ETC_SWLIST99 .....	299 -
ETC_SWNAME00 ~ ETC_SWNAME99 .....	299 -
ETC_SWREMOTETYPE00 ~ ETC_SWREMOTETYPE99 .....	300 -
ETC_SWTIMER00 ~ ETC_SWTIMER99 .....	300 -
ETC_SWENABLE00 ~ ETC_SWENABLE99 .....	301 -
ETC_SWPROTOCOL00 ~ ETC_SWPROTOCOL99 .....	301 -
ETC_SWPORT00 ~ ETC_SWPORT99 .....	302 -
ETC_SWCHAN00 ~ ETC_SWCHAN99 .....	302 -
ETC_SWUCESS00 ~ ETC_SWUCESS99 .....	303 -
ETC_SWSSIP00 ~ ETC_SWSSIP99 .....	303 -
ETC_SWSSPORT00 ~ ETC_SWSSPORT99 .....	304 -
ETC_SWUSER00 ~ ETC_SWUSER99 .....	304 -

ETC_SWPASS00 ~ ETC_SWPASS99.....	- 304 -
ETC_SWRESOL00 ~ ETC_SWRESOL99.....	- 305 -
2.14 VA parameters.....	- 305 -
VA_General_sensitive .....	- 305 -
VA_General_indoor.....	- 305 -
VA_General_color_check_enable .....	- 306 -
VA_General_tracker_type .....	- 306 -
VA_General_object_enable.....	- 306 -
VA_General_min_object_width .....	- 307 -
VA_General_min_object_height.....	- 307 -
VA_General_max_object_width.....	- 307 -
VA_General_max_object_height .....	- 307 -
VA_General_people_enable.....	- 307 -
VA_General_min_people_width .....	- 307 -
VA_General_min_people_height.....	- 307 -
VA_General_max_people_width.....	- 307 -
VA_General_max_people_height .....	- 307 -
VA_General_vehicle_enable .....	- 307 -
VA_General_min_vehicle_width.....	- 308 -
VA_General_min_vehicle_height .....	- 308 -
VA_General_max_vehicle_width.....	- 308 -
VA_General_max_vehicle_height.....	- 308 -
VA_General_other_enable .....	- 308 -
VA_LineCounting_enable.....	- 308 -
VA_LineCounting_start_x .....	- 309 -
VA_LineCounting_start_y .....	- 309 -
VA_LineCounting_end_x.....	- 309 -
VA_LineCounting_end_y.....	- 309 -
VA_LineCounting_camera_height .....	- 309 -
VA_Tampering_enable.....	- 309 -
VA_Itrusion_enable.....	- 310 -
VA_Itrusion_object_size.....	- 310 -
VA_Itrusion_Area .....	- 310 -
2.15 VideoOutput parameters.....	- 311 -
VOUT_DECODEDELAY_0.....	- 311 -
VOUT_DECODEDELAY_1.....	- 311 -

VOUT_DECODEDELAY_2.....	- 311 -
VOUT_DECODEDELAY_3.....	- 311 -
VOUT_AUDIOSYNC_0 .....	- 311 -
VOUT_AUDIOSYNC_1 .....	- 311 -
VOUT_AUDIOSYNC_2 .....	- 311 -
VOUT_AUDIOSYNC_3 .....	- 311 -
VOUT_CROPENABLE_0.....	- 312 -
VOUT_CROPENABLE_1.....	- 312 -
VOUT_CROPENABLE_2.....	- 312 -
VOUT_CROPENABLE_3.....	- 312 -
VOUT_DISPLAY_HDMI .....	- 312 -
VOUT_ROT_DELAY_HDMI .....	- 312 -
VOUT_DISPLAY_SDI.....	- 313 -
VOUT_ROT_DELAY_SDI .....	- 313 -
VOUT_DISPLAY_CVVS.....	- 313 -
VOUT_ROT_DELAY_CVVS.....	- 314 -
<b>2.16 Remote Address parameters.....</b>	<b>- 314 -</b>
RMT_REMOTETYPE_0 .....	- 314 -
RMT_REMOTETYPE_1 .....	- 314 -
RMT_REMOTETYPE_2 .....	- 314 -
RMT_REMOTETYPE_3 .....	- 314 -
RMT_PROTOCOL_0.....	- 315 -
RMT_PROTOCOL_1.....	- 315 -
RMT_PROTOCOL_2.....	- 315 -
RMT_PROTOCOL_3.....	- 315 -
RMT_DOMAINNAME_0 .....	- 315 -
RMT_DOMAINNAME_1 .....	- 315 -
RMT_DOMAINNAME_2 .....	- 315 -
RMT_DOMAINNAME_3 .....	- 315 -
RMT_REMOTEPORT_0.....	- 315 -
RMT_REMOTEPORT_1.....	- 315 -
RMT_REMOTEPORT_2.....	- 315 -
RMT_REMOTEPORT_3.....	- 315 -
RMT_REMOTECHANNEL_0 .....	- 316 -
RMT_REMOTECHANNEL_1 .....	- 316 -
RMT_REMOTECHANNEL_2 .....	- 316 -

RMT_REMOTECANNEL_3 .....	- 316 -
RMT_USESS_0 .....	- 317 -
RMT_USESS_1 .....	- 317 -
RMT_USESS_2 .....	- 317 -
RMT_USESS_3 .....	- 317 -
RMT_SSIP_0 .....	- 317 -
RMT_SSIP_1 .....	- 317 -
RMT_SSIP_2 .....	- 317 -
RMT_SSIP_3 .....	- 317 -
RMT_SSPORT_0 .....	- 317 -
RMT_SSPORT_1 .....	- 317 -
RMT_SSPORT_2 .....	- 317 -
RMT_SSPORT_3 .....	- 317 -
RMT_SSUSER_0 .....	- 318 -
RMT_SSUSER_1 .....	- 318 -
RMT_SSUSER_2 .....	- 318 -
RMT_SSUSER_3 .....	- 318 -
RMT_SSPASS_0 .....	- 318 -
RMT_SSPASS_1 .....	- 318 -
RMT_SSPASS_2 .....	- 318 -
RMT_SSPASS_3 .....	- 318 -
RMT_RTPRECVRES_0 .....	- 318 -
RMT_RTPRECVRES_1 .....	- 318 -
RMT_RTPRECVRES_2 .....	- 318 -
RMT_RTPRECVRES_3 .....	- 318 -
RMT_ONVIF_PROF_CURR_0 .....	- 319 -
RMT_ONVIF_PROF_CURR_1 .....	- 319 -
RMT_ONVIF_PROF_CURR_2 .....	- 319 -
RMT_ONVIF_PROF_CURR_3 .....	- 319 -
RMT_SWDISABLE_0 .....	- 319 -
RMT_SWDISABLE_1 .....	- 319 -
RMT_SWDISABLE_2 .....	- 319 -
RMT_SWDISABLE_3 .....	- 319 -
RMT_WEBDISPLAY .....	- 320 -
RMT_RECORDING .....	- 320 -

# 1. Overview

This document describes configuration parameters of video servers and IP cameras of TCAM series. These parameters are used to control system operations, and they can be read or write in more than one methods from client application.

Applications based on SDK(TVSC control) can use GetServerConfig and SetServerConfig API. HTTP API users can use ReadParam and WriteParam API.

Each parameter is described in the following form.

<b>PARAMETER_NAME</b>	
Explanation of the parameter	
<b>Type</b>	Type of the parameter
<b>Values</b>	Possible values
<b>Comment</b>	
Comment on the parameter	
<b>Side Effect</b>	
The effect of setting of the parameter on the system	
<b>String for HTTP API</b>	
Example for using HTTP API	

TVSC user and HTTP API user should use each parameter in different ways.

Items	TVSC User	HTTP API User
Parameter name	Use 2 bytes value assigned to each parameter	Uses the string for parameter
Type and Values	Type of each parameter should be recognized correctly. The value in <b>Values</b> part should be of the type specified in <b>Type</b> part.	<b>Type</b> part is not used. String is used as the value in <b>Values</b> part.
Comment	Common	
Side effect	Common	
String for HTTP API		Example for using a string for reading/writing a parameter

		using HTTP API
--	--	----------------

These are simple examples to write video brightness to 45 and video contrast to 55.

- HTTP API user

```

http://<server>/httpapi/WriteParam?action=writeparam&VID_
BRIGHTNESS=45&VID_CONTRAST=55

HTTP/1.0 200 OK\r\n
Content-Type: text/plain\r\n
\r\n
Ok\r\n
    
```

- TVSC user

```

BYTE bright = 45;
BYTE contr = 55;
stConfig sConf[2]={0};
int size = sizeof(bright);

sConf[0].nItem = 0x020A; // VID_BRIGHTNESS
sConf[0].cbSize = size;
sConf[0].pbData = (BYTE *)&bright;
sConf[1].nItem = 0x020B; // VID_CONTRAST
sConf[1].cbSize = size;
sConf[1].pbData = (BYTE *)&contr;
VARIANT_BOOL b;
ptr->SetServerConfig(m_ChID, 2, sConf, &b);
    
```

## 2. Configuration Parameters

### 2.1 Parameters and Groups

Configuration parameters are grouped into several groups. A group is also referred as a 'page'.

Page(Group)	Item	Value	Description
system	SYS_MODE	0x0101	Reboot
	SYS_STANDARD	0x0102	Reboot
	SYS_PROTOCOL	0x0103	Not used
	SYS_SYSTEMID	0x0104	
	SYS_VERSION	0x0105	Read-only
	SYS_STARTTIME	0x0106	Read-only
	SYS_CURRENTTIME	0x0107	
	SYS_REBOOT	0x0108	Write-only, Reboot
	SYS_ISIPCAM	0x0109	Read-only
	SYS_TIMEZONE	0x010A	
	SYS_DLSENABLE	0x010B	
	SYS_NTPENABLE	0x010C	
	SYS_NTPDOMAIN	0x010D	
	SYS_LOGINSKIPENABLE	0x010E	
	SYS_LOGINSKIPRIORITY	0x010F	
	SYS_TRANSCODE	0x0110	Not used
	SYS_VMODE	0x0111	Not used
	SYS_AMODE	0x0112	Not used
	SYS_REVERSECONNECT	0x0113	Not used
	SYS_RELAYMODE	0x0114	Not used
	SYS_CHANNELUSE	0x0115	Not used
	SYS_LANGUAGE	0x0116	
	SYS_RESET	0x0117	Write-only, Reboot
	SYS_RESET_V2		Write-only, Reboot
	SYS_MODELNAME	0x0118	Read-only
	SYS_MODELNAME2	0x0119	Not used
SYS_BOARDID	0x011A	Read-only	



	SYS_NUMOFVIDEO	0x011B	Read-only
	SYS_NUMOFVIDEO	0x011C	Read-only
	SYS_NUMOFSENSOR	0x011D	Read-only
	SYS_NUMOFALARM	0x011E	Read-only
	SYS_TIMEFORMAT	0x011F	
	SYS_CURRENT_TEMP		Read-only
	SYS_INTRA_Q		
Video	VID_PREFERENCE	0x0201	
<b>See Note3</b>	VID_RESOLUTION	0x0202	
	VID_FRAMERATE	0x0203	
	VID_QUALITY	0x0204	
	VID_BANDWIDTH	0x0205	
	VID_IINTERVAL	0x0206	
	VID_MDTHRESHOLD	0x0207	
	VID_MOTIONAREA	0x0208	
	VID_MDSENSITIVITY	0x0209	Not used
	VID_BRIGHTNESS	0x020A	
	VID_CONTRAST	0x020B	
	VID_HUE	0x020C	
	VID_SATURATION	0x020D	
	VID_BURNINID	0x020E	
	VID_BURNINTIME	0x020F	
	VID_BURNINPOSITION	0x0210	
	VID_DEINTERLACE	0x0211	Not used
	VID_ENCODEDELAY	0x0212	Not used
	VID_DECODEDELAY	0x0213	Not used
	VID_NODELAYFLAG	0x0214	Not used
	VID_ALGORITHM	0x0215	Not used
	VID_MOTIONENABLE	0x0216	
	VID_INFODISPID	0x0217	
	VID_INFODISPTIME	0x0218	
	VID_INFODISPPPOSITION	0x0219	
	VID_LOWLATENCY	0x021A	Not used
	VID_USEDUAL	0x021B	
	VID_DUALALGORITHM	0x021C	

VID_DUALPREFERENCE	0x021D	
VID_DUALRESOLUTION	0x021E	
VID_DUALFRAMERATE	0x021F	
VID_DUALQUALITY	0x0220	
VID_DUALBANDWIDTH	0x0221	
VID_DUALIINTERVAL	0x0222	
VID_INPUTFORMAT	0x0223	
VID_OUTPUTFORMAT	0x0224	
VID_BURNINSIZE	0x0225	
VID_PREVIEWENABLE	0x0226	Not used
VID_FRAMEENCODE	0x0227	
VID_FPSREAD	0x0228	Read-only
VID_DISPLAYDISABLE	0x0229	
VID_CURENCBITRATE	0x022A	Read-only
VID_CURDECBITRATE	0x022B	Read-only
VID_CURENCFPS	0x022C	Read-only
VID_CURDECFPS	0x022D	Read-only
VID_DUALCURENCBITRATE	0x022E	Read-only
VID_DUALCURDECBITRATE	0x022F	Read-only
VID_DUALCURENCFPS	0x0230	Read-only
VID_DUALCURDECFPS	0x0231	Read-only
VID_SCALEENABLE,	0x0232	
VID_DUALSCALEENABLE	0x0233	
VID_CAPRESOLUTION	0x0234	Read-only
VID_CAPBANDWIDTHMAX	0x0235	Read-only
VID_CAPBANDWIDTHMIN	0x0236	Read-only
VID_CAPFRAMERATEMAX	0x0237	Read-only
VID_CAPFRAMERATEMIN	0x0238	Read-only
VID_CAPDUALRESOLUTION	0x0239	Read-only
VID_CAPDUALBANDWIDTHMAX	0x023A	Read-only
VID_CAPDUALBANDWIDTHMIN	0x023B	Read-only
VID_CAPDUALFRAMERATEMAX	0x023C	Read-only
VID_CAPDUALFRAMERATEMIN	0x023D	Read-only
VID_INPUTCOLORFORMAT	0x023E	
VID_INPUTDEINTERLACE	0x023F	

VID_ADAPTIVEMINBAND	0x0240	Not used
VID_H264PROFILE	0x0241	
VID_DUALH264PROFILE	0x0242	
VID_MDDISABLEONPTZ	0x0243	
VID_DM3DCOMBOFILTER	0x0244	
VID_DM3DNOISEREDUCTION	0x0245	
VID_DM3DDEINTERLACE	0x0246	
VID_DMWDRMODE	0x0247	
VID_DMDEMISTMODE	0x0248	
VID_USETRIPLE1	0x0249	
VID_TRIPLEALGORITHM1	0x024A	
VID_TRIPLEPREFERENCE1	0x024B	
VID_TRIPLERESOLUTION1	0x024C	
VID_TRIPLEFRAMERATE1	0x024D	
VID_TRIPLEQUALITY1	0x024E	
VID_TRIPLEBANDWIDTH1	0x024F	
VID_TRIPLEIINTERVAL1	0x0250	
VID_TRIPLESCELEENABLE1	0x0251	
VID_TRIPLEH264PROFILE1	0x0252	
VID_TRIPLECURENCBITRATE1	0x0253	
VID_TRIPLECURDECBITRATE1	0x0254	
VID_TRIPLECURENCFPS1	0x0255	
VID_TRIPLECURDECFPS1	0x0256	
VID_USETRIPLE2	0x0257	
VID_TRIPLEALGORITHM2	0x0258	
VID_TRIPLEPREFERENCE2	0x0259	
VID_TRIPLERESOLUTION2	0x025A	
VID_TRIPLEFRAMERATE2	0x025B	
VID_TRIPLEQUALITY2	0x025C	
VID_TRIPLEBANDWIDTH2	0x025D	
VID_TRIPLEIINTERVAL2	0x025E	
VID_TRIPLESCELEENABLE2	0x025F	
VID_TRIPLEH264PROFILE2	0x0260	
VID_TRIPLECURENCBITRATE2	0x0261	
VID_TRIPLECURDECBITRATE2	0x0262	

	VID_TRIPLECURENCFPS2	0x0263	
	VID_TRIPLECURDECFPS2	0x0264	
	VID_CAPTRIPLERESOLUTION1	0x0265	Read-only
	VID_CAPTRIPLEBANDWIDTHMAX1	0x0266	Read-only
	VID_CAPTRIPLEBANDWIDTHMIN1	0x0267	Read-only
	VID_CAPTRIPLEFRAMERATEMAX 1	0x0268	Read-only
	VID_CAPTRIPLEFRAMERATEMIN1	0x0269	Read-only
	VID_CAPTRIPLERESOLUTION2	0x026A	Read-only
	VID_CAPTRIPLEBANDWIDTHMAX2	0x026B	Read-only
	VID_CAPTRIPLEBANDWIDTHMIN2	0x026C	Read-only
	VID_CAPTRIPLEFRAMERATEMAX 2	0x026D	Read-only
	VID_CAPTRIPLEFRAMERATEMIN2	0x026E	Read-only
	VID_MOTIONREGION	0x0270	
	VID_DUALROIDISABLE		
	VID_TRIPLEROIDISABLE1		
	VID_TRIPLEROIDISABLE2		
	VID_ROIPos1X VID_ROIPos1Y VID_ROIPos1W VID_ROIPos1H VID_ROIPos2X VID_ROIPos2Y VID_ROIPos2W VID_ROIPos2H VID_ROIPos3X VID_ROIPos3Y VID_ROIPos3W VID_ROIPos3H		
	VID_CROPENABLE		
audio	AUD_AUDIOMODE	0x0301	
	AUD_SAMPLERATE	0x0302	Not used
	AUD_BITRATE	0x0303	
	AUD_GAIN	0x0304	

	AUD_DELAY	0x0305	Not used
	AUD_ALGORITHM	0x0306	
	AUD_HALFDUPLEX	0x0307	Not used
	AUD_NOISETHR	0x0308	Not used
	AUD_LOOPBACK	0x0309	Not used
	AUD_RECVPORT	0x030A	
	AUD_CURENCBITRATE	0x030B	Read-only
	AUD_CURDECBITRATE	0x030C	Read-only
network	NET_LOCALIPMODE	0x0401	Reboot
	NET_REMOTECONNECT	0x0402	
	NET_REMOTEIPMODE	0x0403	Not used
	NET_REMOTECHANNEL	0x0404	
	NET_LOCALIP	0x0405	Reboot
	NET_LOCALGATEWAY	0x0406	Reboot
	NET_LOCALSUBNET	0x0407	Reboot
	NET_ADSLID	0x0408	Not used
	NET_ADSLPASSWORD	0x0409	Not used
	NET_REMOTEIP	0x040A	Not used
	NET_DOMAINNAME	0x040B	
	NET_MULTICASTIP	0x040C	Reboot
	NET_DNSIP	0x040D	Reboot
	NET_DDNSERVERIP	0x040E	Not used
	NET_DDNSREGISTER	0x040F	
	NET_KEEPAIVETIME	0x0410	Not used
	NET_KEEPAIVEINTERVAL	0x0411	Not used
	NET_BASEPORT	0x0412	Reboot
	NET_HTTPPORT	0x0413	
	NET_FLOWCONTROLMODE	0x0414	
	NET_AUTOIINTERVAL	0x0415	Not used
	NET_CURRENTIP	0x0416	Read-only
	NET_CURRENTDOMAIN	0x0417	Read-only
	NET_MAC	0x0418	Read-only
NET_DYNDNSDOMAIN	0x0419		
NET_DYNDNSID	0x041A		
NET_DYDNSSPASSWD	0x041B		

NET_PROTOCOL	0x041C	
NET_DNSAUTO	0x041D	Reboot
NET_DNSIP2	0x041E	Reboot
NET_BANDWIDTH	0x041F	Not used
NET_CLIENTPORT	0x0420	Not used
NET_BITRATECONTROL	0x0421	Not used
NET_RTSPPORT	0x0422	
NET_WATCHHOMEENABLE	0x0423	Not used
NET_WATCHHOMEIP	0x0424	Not used
NET_WATCHHOMECONTROLPORT	0x0425	Not used
NET_WATCHHOMEIMAGEPORT	0x0426	Not used
NET_WATCHHOMELIVECHECKTIME	0x0427	Not used
NET_WATCHHOMEMOTIONENABLE	0x0428	Not used
NET_UCONNECTIP	0x0429	Not used
NET_UCONNECTPORT	0x042A	Not used
NET_UCONNECTRETRY	0x042B	Not used
NET_USERTPSESSION	0x042C	
NET RTPSESSIONPORT	0x042D	
NET RTPSESSIONUSER	0x042E	
NET RTPSESSIONFILE	0x042F	
NET RTPSESSIONIP	0x0430	
NET_MAINCONNECT	0x0431	
NET_SNMPTRAPIP	0x0432	
NET_SNMPTRAPPORT	0x0433	
NET_SNMPPORT	0x0434	
NET_REMOTEUSER	0x0435	Not used
NET_REMOTEPASS	0x0436	Not used
NET_USESS	0x0437	
NET_SSIP	0x0438	
NET_SSSPORT	0x0439	
NET_SSUSER	0x043A	
NET_SSPASS	0x043B	

	NET_REMOTEPORT	0x043C	
	NET_USERTSPAUTH	0x043D	
	NET_REMOTETYPE	0x0445	
	NET_USEHTTPAPIAUTH	0x0447	
	NET_UPNPENABLE	0x0453	
	NET_ZEROCONFENABLE	0x0454	
	NET_IPV6ADDRESS	0x0455	
	NET_IPV6SUBNETPREFIXLENGTH	0x0456	
	NET_IPV6DEFAULTGATEWAY	0x0457	
	NET_WSDISCOVERYENABLE	0x0458	
	NET_HTTPSPORT	0x0459	
	NET_IPV6LINKLOCALADDRESS	0x045A	
	NET_TTL	0x045C	
	NET_RTPSESSIONVIDEO	0x045E	
	NET_QOSENABLE		
	NET_DSCP		
	NET_SSEENABLE		
	NET_SSLCRYPTO		
	NET_SSLUSER		
	NET_SSLPASS		
	NET_SSLADDRESS		
	NET_SSLPORT		
serial	SER_PROTOCOL_1	0x0501	
	SER_BITRATE_1	0x0502	
	SER_DATABIT_1	0x0503	
	SER_PARITY_1	0x0504	
	SER_STOPBIT_1	0x0505	
	SER_PROTOCOL_2	0x0506	
	SER_BITRATE_2	0x0507	
	SER_DATABIT_2	0x0508	
	SER_PARITY_2	0x0509	
	SER_STOPBIT_2	0x050A	
	SER_SENSORTYPE_1	0x050B	
	SER_SENSORTYPE_2	0x050C	
	SER_PTZTYPE	0x050D	Multi-channel

SER_PTZID	0x050E	Multi-channel <b>See Note4</b>
SER_PTZPORT	0x050F	Multi-channel <b>See Note4</b>
SER_PROTOCOL_3	0x0510	Not used
SER_BITRATE_3	0x0511	Not used
SER_DATABIT_3	0x0512	Not used
SER_PARITY_3	0x0513	Not used
SER_STOPBIT_3	0x0514	Not used
SER_PROTOCOL_4	0x0515	Not used
SER_BITRATE_4	0x0516	Not used
SER_DATABIT_4	0x0517	Not used
SER_PARITY_4	0x0518	Not used
SER_STOPBIT_4	0x0519	Not used
SER_SENSORTYPE_3	0x051A	Not used
SER_SENSORTYPE_4	0x051B	Not used
SER_PORTMODE	0x051C	Not used
SER_CHANNELMAP	0x051D	Not used
SER_CHANNELPORT	0x051E	Not used
SER_SEN1SCHESUN	0x051F	
SER_SEN1SCHEMON	0x0520	
SER_SEN1SCHETUE	0x0521	
SER_SEN1SCHEWED	0x0522	
SER_SEN1SCHETHR	0x0523	
SER_SEN1SCHEFRI	0x0524	
SER_SEN1SCHESAT	0x0525	
SER_SEN2SCHESUN	0x0526	
SER_SEN2SCHEMON	0x0527	
SER_SEN2SCHETUE	0x0528	
SER_SEN2SCHEWED	0x0529	
SER_SEN2SCHETHR	0x052A	
SER_SEN2SCHEFRI	0x052B	
SER_SEN2SCHESAT	0x052C	
SER_SEN3SCHESUN	0x052D	
SER_SEN3SCHEMON	0x052E	
SER_SEN3SCHETUE	0x052F	
SER_SEN3SCHEWED	0x0530	



	SER_SEN3SCHETHR	0x0531	
	SER_SEN3SCHEFRI	0x0532	
	SER_SEN3SCHESAT	0x0533	
	SER_SEN4SCHESUN	0x0534	
	SER_SEN4SCHEMON	0x0535	
	SER_SEN4SCHETUE	0x0536	
	SER_SEN4SCHEWED	0x0537	
	SER_SEN4SCHETHR	0x0538	
	SER_SEN4SCHEFRI	0x0539	
	SER_SEN4SCHESAT	0x053A	
	SER_DIRECTKEYBOARD	0x053B	
	SER_POSSESSIONTIME	0x053C	
event	EVT_LOCALSENSOR_1	0x0601	
	EVT_LOCALSENSOR_2	0x0602	
	EVT_REMOTESENSOR_1	0x0603	
	EVT_REMOTESENSOR_2	0x0604	
	EVT_LOCALLOSS	0x0605	
	EVT_REMOTELOSS	0x0606	
	EVT_LOCALMOTION	0x0607	
	EVT_REMOTEMOTION	0x0608	
	EVT_DISCONNECT	0x0609	
	EVT_BEEPDuration	0x060A	
	EVT_RELAYDuration_1	0x060B	
	EVT_RELAYDuration_2	0x060C	
	EVT_RECORDMODE	0x060D	Not used
	EVT_PRETIME	0x060E	
	EVT_POSTTIME	0x060F	
	EVT_LOCALSENSOR_3	0x0610	Not used
	EVT_LOCALSENSOR_4	0x0611	Not used
	EVT_REMOTESENSOR_3	0x0612	Not used
	EVT_REMOTESENSOR_4	0x0613	Not used
	EVT_RELAYDuration_3	0x0614	Not used
	EVT_RELAYDuration_4	0x0615	Not used
	EVT_EMAILSERVER	0x0616	
	EVT_EMAILID	0x0617	

EVT_EMAILPASS	0x0618	
EVT_EMAILDEST	0x0619	
EVT_EMAILVATTACH	0x061A	
EVT_EMAILAUTHENT	0x061B	
EVT_FTPSERVER	0x061C	
EVT_FTPPORT	0x061D	
EVT_FTPID	0x061E	
EVT_FTPPASS	0x061F	
EVT_EMAILPORT	0x0620	
EVT_PRESETLOCALSENSOR_1	0x0621	
EVT_PRESETLOCALSENSOR_2	0x0622	
EVT_PRESETLOCALSENSOR_3	0x0623	Not used
EVT_PRESETLOCALSENSOR_4	0x0624	Not used
EVT_PRESETREMOTESENSOR_1	0x0625	
EVT_PRESETREMOTESENSOR_2	0x0626	
EVT_PRESETREMOTESENSOR_3	0x0627	Not used
EVT_PRESETREMOTESENSOR_4	0x0628	Not used
EVT_PRESETLOCALLOSS	0x0629	
EVT_PRESETLOCALMOTION	0x062A	
EVT_PRESETREMOTELOSS	0x062B	
EVT_PRESETREMOTEMOTION	0x062C	
EVT_PRESETDISCONNECT	0x062D	
EVT_EMAILSENDER	0x062E	
EVT_FTPCONTUPLOAD	0x062F	
EVT_FTPCONTDURATION	0x0630	
EVT_FTPCONTINTERVAL	0x0631	
EVT_FTPUPLOADVIDEO	0x0632	Not used
EVT_LOCALAUDIODETECTION		
EVT_REMOTEAUDIODETECTION		
EVT_LINECROSSING		IVS License
EVT_INTRUSION		IVS License
EVT_TAMPERING		IVS License
EVT_PRESETLOCALAUDIODETECTION		
EVT_PRESETREMOTEAUDIODETECTION		
EVT_PRESETLINECROSSING		IVS License

EVT_PRESETINTRUSION		IVS License
EVT_PRESETTAMPERING		IVS License
EVT_OSDLOCALSENSOR_1 EVT_OSDLOCALSENSOR_2 EVT_OSDLOCALSENSOR_3 EVT_OSDLOCALSENSOR_4		
EVT_OSDREMOTESENSOR_1 EVT_OSDREMOTESENSOR_2 EVT_OSDREMOTESENSOR_3 EVT_OSDREMOTESENSOR_4		
EVT_OSDLOCALLOSS		
EVT_OSDREMOTELOSS		
EVT_OSDLOCALMOTION		
EVT_OSDREMOTEMOTION		
EVT_OSDDISCONNECT		
EVT_OSDLOCALAUDIODETECTION		
EVT_OSDREMOTEAUDIODETECTION		
EVT_OSDLINECROSSING		IVS License
EVT_OSDINTRUSION		IVS License
EVT_OSDTAMPERING		IVS License
EVT_HTTPLOCALSENSOR_1 EVT_HTTPLOCALSENSOR_2 EVT_HTTPLOCALSENSOR_3 EVT_HTTPLOCALSENSOR_4		
EVT_HTTPREMOTESENSOR_1 EVT_HTTPREMOTESENSOR_2 EVT_HTTPREMOTESENSOR_3 EVT_HTTPREMOTESENSOR_4		
EVT_HTTPLOCALLOSS		
EVT_HTTPREMOTELOSS		
EVT_HTTPLOCALMOTION		
EVT_HTTPREMOTEMOTION		
EVT_HTTPDISCONNECT		
EVT_HTTPLOCALAUDIODETECTION		
EVT_HTTPREMOTEAUDIODETECTION		

	EVT_HTTPLINECROSSING		IVS License
	EVT_HTTPINTRUSION		IVS License
	EVT_HTTPTAMPERING		IVS License
display	DIS_LOCALSENSOR	0x0701	
	DIS_REMOTESENSOR	0x0702	
	DIS_MOTION	0x0703	
	DIS_SITEVIEW	0x0704	
	DIS_SITEPOSITION	0x0705	
	DIS_DISCONNECTSCREEN	0x0706	
	DIS_LEDVIEW	0x0707	
	DIS_BRIGHTNESS	0x0708	Not used
	DIS_CONTRAST	0x0709	Not used
	DIS_HUE	0x070A	Not used
	DIS_SATURATION	0x070B	Not used
	DIS_BACKLIGHTON	0x070C	Not used
	DIS_KEYBEEPENABLE	0x070D	Not used
	DIS_QUADOUT	0x070E	Not used
DIS_ROTATETIME	0x070F	Not used	
user	USR_LOGINID	0x0801	Not used
	USR_LOGINPASS	0x0802	Not used
	USR_DEL	0x0803	Write-only
	USR_ADD	0x0804	Write-only
	<del>USR_MODPASS</del>	<del>0x0805</del>	<del>Write-only</del>
	USR_MODPRI	0x0806	Write-only
	USR_LIST	0x0807	Read-only
	USR_ACCESSEDURL	0x0808	Not used
	USR_PRIORITY	0x0809	Not used
	USR_CHECKUSER	0x080A	Write-only
record	REC_ENABLE	0x0901	Reboot
	REC_DISKTYPE	0x0902	Read-only
	REC_DISKSIZE	0x0903	Read-only
	REC_DISKAVAILABLE	0x0904	Read-only
	REC_MANUALREC	0x0905	
	REC_OVERWRITE	0x0906	
	REC_EVTTYPE1	0x0907	

	REC_EVTTYPE2	0x0908	
	REC_EVTTYPE3	0x0909	
	REC_EVTTYPE4	0x090A	
	REC_PRETIME	0x090B	
	REC_POSTTIME	0x090C	
	REC_SCHESUN	0x090D	
	REC_SCHEMON	0x090E	
	REC_SCHETUE	0x090F	
	REC_SCHEWED	0x0910	
	REC_SCHETHU	0x0911	
	REC_SCHEFRI	0x0912	
	REC_SCHESAT	0x0913	
	REC_FORMAT	0x0914	Write-only
	REC_MAXFILESIZE	0x0915	
	REC_DISKINFO		Read-only
	REC_MAXFILELENGTH		
	REC_BACKUPTOFTP		
	REC_ERASEAFTERBACKUP		
	REC_STARTBACKUP		
	REC_RECORDVIDEO		
	REC_RECORDFILEFORMAT		
PTZ	PTZ_AUTOPARKINGTIME		
<b>See Note5</b>	PTZ_AUTOPARKINGACTION		
	PTZ_AUTOPARKINGACTION1		
	PTZ_AUTOPARKINGACTION2		
	PTZ_AUTOPARKINGACTION3		
	PTZ_AUTOPARKINGACTION4		
	PTZ_GROUPxxACTIONyy		
	PTZ_GROUPxxDWELLyy		
	PTZ_GROUPxxOPTIONyy		
	PTZ_GROUPxxENABLEyy		
	PTZ_GROUPxxWITHTRACKING		
	PTZ_SWINGENABLExx		
	PTZ_SWING1STOPSxx		
	PTZ_SWING2NDPOSxx		

	PTZ_SWINGSPEEDxx		
	PTZ_PTCondTime		
	PTZ_PTCondDuration		
	PTZ_PTName		
	PTZ_ExtPTZAddr		
	PTZ_ExtPTZHttpPort		
	PTZ_ExtPTZBasePort		
	PTZ_ExtPTZUse		
	PTZ_ExtPTZDragandZoom		
	PTZ_ExtPTZAutoMode		
	PTZ_ExtPTZZoomEffective		
	PTZ_ExtPTZPauseDuration		
camera	CAM_SONY_WBMode	See Note6	Multi-config See Note7
See Note5	CAM_SONY_RGain		Multi-config
	CAM_SONY_BGain		Multi-config
	CAM_SONY_AEMode		Multi-config
	CAM_SONY_DSSMode		Multi-config
	CAM_SONY_DSSLimit		Multi-config
	CAM_SONY_DN		Multi-config
	CAM_SONY_DN_Threshold		Multi-config
	CAM_SONY_ND_Threshold		Multi-config
	CAM_SONY_FLIP		Multi-config
	CAM_SONY_DZ		Multi-config
	CAM_SONY_WDR		Multi-config
	CAM_SONY_BLC		Multi-config
	CAM_SONY_Brightness		Multi-config
	CAM_SONY_Iris		Multi-config
	CAM_SONY_Shutter		Multi-config
	CAM_SONY_Gain		Multi-config
	CAM_SONY_APT_LEVEL		Multi-config
	CAM_SONY_MIRROR		Multi-config
	CAM_SONY_NR		Multi-config
	CAM_SONY_MinFocusLength		Multi-config
	CAM_SONY_IS		Multi-config
	CAM_SONY_GammaMode		Multi-config

CAM_SONY_GammaOffset		Multi-config
CAM_SONY_Gamma256stepsPlus		Multi-config
CAM_SONY_Gamma256stepsMinus		
CAM_SONY_AFSensitivity		Multi-config
CAM_SONY_DefogMode		Multi-config
CAM_SONY_ColorGain		Multi-config
CAM_SONY_ColorHue		Multi-config
CAM_SONY_HighSensitivity		Multi-config
CAM_SONY_MinimumShutterMode		Multi-config
CAM_SONY_MinimumShutterLimit		Multi-config
CAM_SONY_HighlightCorrectionMode		Multi-config
CAM_SONY_HighlightCorrectionMaskLevel		Multi-config
CAM_SONY_ExposureCompensationMode		Multi-config
CAM_SONY_ExposureCompensationLevel		Multi-config
CAM_SONY_2DNR		Multi-config
CAM_SONY_3DNR		Multi-config
CAM_SONY_ChromaSuppress		Multi-config
CAM_SONY_WDRDisplayBrightness		Multi-config
CAM_SONY_WDRBrightnessCompSel		Multi-config
CAM_SONY_WDRCompLevel		Multi-config
CAM_SONY_FocusOffset		Multi-config
CAM_SONY_ZoomLimit		Multi-config
CAM_HITACHI_WBMode		Multi-config
CAM_HITACHI_RGain		Multi-config
CAM_HITACHI_BGain		Multi-config
CAM_HITACHI_AEMode		Multi-config
CAM_HITACHI_DSSLimit		Multi-config
CAM_HITACHI_ICR		Multi-config
CAM_HITACHI_FLIP		Multi-config
CAM_HITACHI_WDR		Multi-config
CAM_HITACHI_BLCMode		Multi-config
CAM_HITACHI_BLC_LEVEL		Multi-config
CAM_HITACHI_Exposure		Multi-config
CAM_HITACHI_Shutter		Multi-config
CAM_HITACHI_AGC		Multi-config

CAM_HITACHI_AFTType		Multi-config
CAM_HITACHI_MinFocusLength		Multi-config
CAM_HITACHI_FNRMode		Multi-config
CAM_HITACHI_FNRValue		Multi-config
CAM_HITACHI_FNRLevel		Multi-config
CAM_HITACHI_YKnee		Multi-config
CAM_HITACHI_AFOnePushMode		Multi-config
CAM_HITACHI_ICRColor		Multi-config
CAM_HITACHI_IRCurve		Multi-config
CAM_HITACHI_ICRThres		Multi-config
CAM_HITACHI_WDRAuto		Multi-config
CAM_HITACHI_WDRAutoMode		Multi-config
CAM_HITACHI_RatioLevel		Multi-config
CAM_HITACHI_HiSpeedShutterSpeed		Multi-config
CAM_HITACHI_IrisLevelOffsetData		Multi-config
CAM_HITACHI_DZ		Multi-config
CAM_HITACHI_EIS_EN		Multi-config
CAM_HITACHI_EIS_FREQ		Multi-config
CAM_HITACHI_DFOG_MODE		Multi-config
CAM_HITACHI_DFOG_LEVEL		Multi-config
CAM_HITACHI_EnhancedIntensityMode		Multi-config
CAM_HITACHI_EnhancedIntensityLevel		Multi-config
CAM_HITACHI_Pedestal0		Multi-config
CAM_HITACHI_Pedestal1		
CAM_HITACHI_Pedestal2		
CAM_HITACHI_Pedestal3		
CAM_HITACHI_Pedestal4		
CAM_HITACHI_ColorLevel0		Multi-config
CAM_HITACHI_ColorLevel1		
CAM_HITACHI_ColorLevel2		
CAM_HITACHI_ColorLevel3		
CAM_HITACHI_ColorLevel4		
CAM_HITACHI_MaxAGCGain		Multi-config
CAM_HITACHI_ApertureMode		Multi-config
CAM_HITACHI_ApertureHorizontalLevel		Multi-config



CAM_HITACHI_ApertureVerticalLevel		Multi-config
CAM_HITACHI_ZoomSensUpMode		Multi-config
CAM_HITACHI_ZoomSensUpIris		Multi-config
CAM_HITACHI_ZoomSensUpAGC		Multi-config
CAM_HITACHI_AEControlIrisoffset		Multi-config
CAM_HITACHI_BlacklevelControlAGC0		Multi-config
CAM_HITACHI_BlacklevelControlAGC1		
CAM_HITACHI_YgammaAGC0		Multi-config
CAM_HITACHI_YgammaAGC1		
CAM_HITACHI_YgammaAGC2		
CAM_HITACHI_YgammaAGC3		
CAM_P10_AGC		Multi-config
CAM_P10_SHUTTER		Multi-config
CAM_P10_DN		Multi-config
CAM_P10_SSNR		Multi-config
CAM_P10_IRIS		Multi-config
CAM_P10_DZ		Multi-config
CAM_P10_WBMODE		Multi-config
CAM_P10_SUP		Multi-config
CAM_P10_BLC		Multi-config
CAM_P10_DIS		Multi-config
CAM_P10_FLIP		Multi-config
CAM_P10_BLL		Multi-config
CAM_P10_HLL		Multi-config
CAM_P10_WDR_LMT		Not used
CAM_P10_WB_RED		Multi-config
CAM_P10_WB_BLUE		Multi-config
CAM_P10_BRIGHTNESS		Multi-config
CAM_P10_SENS_UP_LMT		Multi-config
CAM_P10_MAN_IRIS		Multi-config
CAM_P10_MAN_SHUTTER		Multi-config
CAM_P10_SHARPNESS		Multi-config
CAM_P10_MAN_GAIN		Multi-config
CAM_P10_WDR_LEVEL		Multi-config
CAM_P10_HLC_COLOR		Multi-config

CAM_P10_SSDR_MODE		Multi-config
CAM_P10_SSDR_LEVEL		Multi-config
CAM_P10_DNthreshold		Multi-config
CAM_P10_NDthreshold		Multi-config
CAM_P10_DefogMode		Multi-config
CAM_P10_DefogLevel		Multi-config
CAM_P10_FRZONMOVE		Multi-config
CAM_P10_ZOOMPROPORT		Multi-config
CAM_P10_AUTOFLIP		Multi-config
CAM_P10_MAXJOGSPEED		Multi-config
CAM_P10_MAXZOOMSPEED		Multi-config
CAM_P10_DISPLAYPTZACTION		Multi-config
CAM_P10_MAXPOSITIONMOVESPEED		Multi-config
CAM_NXP_FLIP_HORIZONTAL		Multi-config
CAM_NXP_FLIP_VERTICAL		Multi-config
CAM_NXP_TDN_MODE		Multi-config
CAM_NXP_TDN_IR_CONTROL		Multi-config
CAM_NXP_TDN_DAY_TH		Multi-config
CAM_NXP_TDN_NIGHT_TH		Multi-config
CAM_NXP_IRIS_MODE		Multi-config
CAM_NXP_IRIS_VALUE		Multi-config
CAM_NXP_DSS_VALUE_NIGHT		Multi-config
CAM_NXP_DSS_VALUE_DAY		Multi-config
CAM_NXP_AE_MODE		Multi-config
CAM_NXP_AE_MAX		Multi-config
CAM_NXP_GAMMA_INDEX		Multi-config
CAM_NXP_AE_OPTION		Multi-config
CAM_NXP_AE_TARGET		Multi-config
CAM_NXP_CDS_DAY_TH		Multi-config
CAM_NXP_CDS_NIGHT_TH		Multi-config
CAM_NXP_CURRENT_Y		read only
CAM_WONWOO_WBMode		Multi-config
CAM_WONWOO_RGain		Multi-config
CAM_WONWOO_BGain		Multi-config
CAM_WONWOO_AEMode		Multi-config

CAM_WONWOO_DSSMode		Multi-config
CAM_WONWOO_DN		Multi-config
CAM_WONWOO_FLIP		Multi-config
CAM_WONWOO_DZ		Multi-config
CAM_WONWOO_WDR		Multi-config
CAM_WONWOO_WDRLevel		Multi-config
CAM_WONWOO_BLC		Multi-config
CAM_WONWOO_Brightness		Multi-config
CAM_WONWOO_Iris		Multi-config
CAM_WONWOO_Shutter		Multi-config
CAM_WONWOO_Gain		Multi-config
CAM_WONWOO_APT_LEVEL		Multi-config
CAM_WONWOO_DefogMode		Multi-config
CAM_WONWOO_DefogLevel		Multi-config
CAM_WONWOO_Fik		Multi-config
CAM_WONWOO_NR		Multi-config
CAM_WONWOO_ACE		Multi-config
CAM_WONWOO_AGC		Multi-config
CAM_WONWOO_ExpComp		Multi-config
CAM_WONWOO_ExpCompLevel		Multi-config
CAM_WONWOO_DN_Threshold		Multi-config
CAM_WONWOO_ND_Threshold		Multi-config
CAM_WONWOO_DNDELAY		Multi-config
CAM_WONWOO_MaxSSLevel		Multi-config
CAM_WONWOO_FocusNearLimit		Multi-config
CAM_WONWOO_IRDetection		Not Used.
CAM_WONWOO_IRDetectionLevel		Not Used.
CAM_WONWOO_ImageRangeMode		Multi-config
CAM_WONWOO_ImageRangeCustomLevel		Multi-config
CAM_WONWOO_AGCGain		Multi-config
CAM_WONWOO_DISMode		Multi-config
CAM_WONWOO_DISRange		Multi-config
CAM_WONWOO_DISFilter		Multi-config
CAM_WONWOO_DISAutoCenter		Multi-config
CAM_WONWOO_HLCMode		Multi-config

CAM_WONWOO_HLCLLevel		Multi-config
CAM_WONWOO_HLCClipColor		Multi-config
CAM_NEXT_Lens_Mode		Multi-config
CAM_NEXT_DC_Lens_Mode		Multi-config
CAM_NEXT_Shutter		Multi-config
CAM_NEXT_AGC		Multi-config
CAM_NEXT_SensUp_Mode		Multi-config
CAM_NEXT_SensUp_Limit		Multi-config
CAM_NEXT_Brightness		Multi-config
CAM_NEXT_Defog_Mode		Multi-config
CAM_NEXT_Defog_Gradation		Multi-config
CAM_NEXT_BackLight_Mode		Multi-config
CAM_NEXT_WDR_Gain		Multi-config
CAM_NEXT_WDR_Priority		Multi-config
CAM_NEXT_BLC_Gain		Multi-config
CAM_NEXT_HSBLC_Mode		Multi-config
CAM_NEXT_HSBLC_Level		Multi-config
CAM_NEXT_HSBLC_Black_Mask		Multi-config
CAM_NEXT_WB_Mode		Multi-config
CAM_NEXT_WB_RGain		Multi-config
CAM_NEXT_WB_BGain		
CAM_NEXT_DN_Mode		Multi-config
CAM_NEXT_DN_Delay		Multi-config
CAM_NEXT_AGC_DN		Multi-config
CAM_NEXT_AGC_ND		
CAM_NEXT_CDS_DN		Multi-config
CAM_NEXT_CDS_ND		
CAM_NEXT_2DNR_Mode		Multi-config
CAM_NEXT_3DNR_Mode		
CAM_NEXT_3DNR_Level		Multi-config
CAM_NEXT_SmartNR_Mode		Multi-config
CAM_NEXT_SmartNR_Sensitivity		Multi-config
CAM_NEXT_Mirror_Mode		Multi-config
CAM_NEXT_Dis_Mode		Multi-config
CAM_NEXT_StaticDPC_Mode		Multi-config

CAM_NEXT_LiveDPS_Mode		Multi-config
CAM_NEXT_Sharpness		Multi-config
CAM_NEXT_LSC_Mode		Multi-config
CAM_NEXT_DC_Iris_Max		Multi-config
CAM_NEXT_PIrisMode		Multi-config
CAM_NEXT_PIrisPosition		Multi-config
CAM_NEXT_PIrisLimit		Multi-config
CAM_NEXT_AFAccumMode		Multi-config
CAM_NEXT_AFMMode		Multi-config
CAM_NEXT_SmartIREnable		Multi-config
CAM_NEXT_SmartIRLevel		Multi-config
CAM_NEXT_SmartIRPWMLevel		Multi-config
CAM_NEXT_Gamma		Multi-config
CAM_NEXT_GainMG		Multi-config
CAM_NEXT_GainR		
CAM_NEXT_GainYE		
CAM_NEXT_GainG		
CAM_NEXT_GainCY		
CAM_NEXT_GainB		
CAM_NEXT_GainY		
CAM_SONYIS_Lens_Mode		Multi-config
CAM_SONYIS_DC_Lens_Mode		Multi-config
CAM_SONYIS_OpenVoltage		Multi-config
CAM_SONYIS_CloseVoltage		
CAM_SONYIS_Shutter		Multi-config
CAM_SONYIS_AGC_Limit		Multi-config
CAM_SONYIS_SensUp_Mode		Multi-config
CAM_SONYIS_SensUp_Limit		Multi-config
CAM_SONYIS_Flickerless		Multi-config
CAM_SONYIS_AE_Hold		Multi-config
CAM_SONYIS_WDR		Multi-config
CAM_SONYIS_WB_Mode		Multi-config
CAM_SONYIS_ATW_Mode		Multi-config
CAM_SONYIS_AWB_ROffset		Multi-config
CAM_SONYIS_AWB_BOOffset		

CAM_SONYIS_ColorTemperature		Multi-config
CAM_SONYIS_DN_Mode		Multi-config
CAM_SONYIS_DN_AGC_DN CAM_SONYIS_DN_AGC_ND		Multi-config
CAM_SONYIS_DN_CDS_DN CAM_SONYIS_DN_CDS_ND		Multi-config
CAM_SONYIS_DN_Delay		Multi-config
CAM_SONYIS_Mirror_Mode		Multi-config
CAM_SONYIS_Negative_Mode		Multi-config
CAM_SONYIS_Gamma		Multi-config
CAM_SONYIS_Sharpness		Multi-config
CAM_SONYIS_CbGain CAM_SONYIS_CrGain		Multi-config
CAM_PS_DN_Mode		Multi-config
CAM_PS_DN_Adjust_DN CAM_PS_DN_Adjust_ND		Multi-config
CAM_PS_DN_Time		Multi-config
CAM_PS_BLC		Multi-config
CAM_PS_FLIP		Multi-config
CAM_PS_IS_Mode		Multi-config
CAM_PS_IS_Level		Multi-config
CAM_PS_DNR_Mode		Multi-config
CAM_PS_DNR_Level		Multi-config
CAM_PS_DFG		Multi-config
CAM_PS_WB_Mode		Multi-config
CAM_PS_ATW_Smart		Multi-config
CAM_PS_WB_RED CAM_PS_WB_BLUE		Multi-config
CAM_PS_IRIS_Mode		Multi-config
CAM_PS_IRIS_Manual		Multi-config
CAM_PS_SHUTTER_Mode		Multi-config
CAM_PS_SENSUP		Multi-config
CAM_PS_GAIN_Color_Max CAM_PS_GAIN_BW_Max CAM_PS_GAIN_Auto_Max		Multi-config

CAM_PS_GAIN_Color CAM_PS_GAIN_BW		Multi-config
CAM_PS_DZ_Limit		Multi-config
CAM_PS_SD		Multi-config
CAM_PS_Vivid		Multi-config
CAM_PS_AFSensitivity		Multi-config
CAM_PS_Gamma		Multi-config
CAM_PS_ApertureMode		Multi-config
CAM_PS_ApertureVDirect CAM_PS_ApertureHDirect		Multi-config
CAM_PS_HighlightCompensation		Multi-config
CAM_PS_FocusArea		Multi-config
CAM_PS_ATWRed CAM_PS_ATWBlue		Multi-config
CAM_PS_AFNearLimit		Multi-config
CAM_PS_Pedestal		Multi-config
CAM_PS_AFLuminousResponse		Multi-config
CAM_PS_SNPriorityMode		Multi-config
CAM_PS_ChromaSuppression		Multi-config
CAM_AMBA_FLIP_HORIZONTAL CAM_AMBA_FLIP_VERTICAL		Multi-config
CAM_AMBA_AWB_MODE		Multi-config
CAM_AMBA_AWB_RGAIN CAM_AMBA_AWB_GGAIN CAM_AMBA_AWB_BGAIN		Multi-config
CAM_AMBA_SHARP_LEVEL		Multi-config
CAM_AMBA_WDR_MODE		Multi-config
CAM_AMBA_WDR_LEVEL		Multi-config
CAM_AMBA_TDN_MODE		Multi-config
CAM_AMBA_TDN_IR_CONTROL		Multi-config
CAM_AMBA_TDN_DAY_TH CAM_AMBA_TDN_NIGHT_TH		Multi-config
CAM_AMBA_DSS_VALUE_NIGHT		Multi-config
CAM_AMBA_DSS_MODE		Multi-config
CAM_AMBA_AE_TARGET		Multi-config

CAM_AMBA_CDS_DAY_TH CAM_AMBA_CDS_NIGHT_TH		Multi-config
CAM_AMBA_CURRENT_Y		Read Only
CAM_AMBA_BRIGHTNESS CAM_AMBA_CONTRAST CAM_AMBA_SATURATION		Multi-config
CAM_AMBA_NF_LEVEL		Multi-config
CAM_AMBA_NF_3D_MODE		Multi-config
CAM_AMBA_NF_3D_LEVEL		Multi-config
CAM_AMBA_SP_AUTOCONTRAST		Multi-config
CAM_POWERUPACTION		
CAM_SCHSUN ~ CAM_SCHSAT		
CAM_NTSC_PAL		
CAM_AFAFTERZOOM		
CAM_OneShotAFafterPTZ		
CAM_AFSensitivity		
CAM_AFArea		
CAM_AFAutoInitMode		
CAM_AFAutoInitHour		
CAM_DISPLAYZOOMMAG		
CAM_SET_IRLED_MODE		
CAM_SET_NEARLED CAM_SET_FARLED		
CAM_SET_SPECIALMODEOFCONFIG4		
CAM_EXTPTZDISABLE		
CAM_CODEEC_SATURATION		Multi-config
CAM_CODEEC_CONTRAST		Multi-config
CAM_CODEEC_BRIGHTNESS		Multi-config
CAM_CODEEC_NF_MODE		Multi-config
CAM_CODEEC_NFPARAM1		Multi-config
CAM_CODEEC_NFPARAM2		Multi-config
CAM_CODEEC_NFPARAM3		Multi-config
CAM_CODEEC_NFPARAM4		Multi-config
CAM_CODEEC_EDGE_MODE		Multi-config
CAM_CODEEC_EDGEPARAM1		Multi-config



	CAM_CODEC_EDGEPARAM2		Multi-config
	CAM_HI_FLIP_HORIZON		Multi-config
	CAM_HI_FLIP_VERTICAL		Multi-config
	CAM_HI_TDN_MODE		Multi-config
	CAM_HI_TDN_IR_CONTROL		Multi-config
	CAM_HI_TDN_DAY_TH		Multi-config
	CAM_HI_TDN_NIGHT_TH		Multi-config
	CAM_HI_IRIS_MODE		Multi-config
	CAM_HI_IRIS_VALUE		Multi-config
	CAM_HI_DSS_MODE_NIGHT		Multi-config
	CAM_HI_AE_MODE		Multi-config
	CAM_HI_AE_TARGET		Multi-config
	CAM_HI_GAMMA_INDEX		Multi-config
	CAM_HI_CDS_DAY_TH		Multi-config
	CAM_HI_CDS_NIGHT_TH		Multi-config
	CAM_HI_DEFOG_MODE		Multi-config
	CAM_HI_CURRENT_Y		Read Only
	CAM_HI_AWB_MODE		Multi-config
	CAM_HI_TDN_FILTER		Multi-config
	CAM_HI_DSS_VALUE_DAY		Multi-config
	CAM_HI_DSS_VALUE_NIGHT		
	CAM_HI_AE_MAX		Multi-config
	CAM_HI_AE_MIN		Multi-config
ETC	ETC_USEROSDENABLE1 ETC_USEROSDENABLE2 ETC_USEROSDENABLE3 ETC_USEROSDENABLE4		
	ETC_USEROSDSTRING1 ETC_USEROSDSTRING2 ETC_USEROSDSTRING3 ETC_USEROSDSTRING4		
	ETC_USEROSDX1 ETC_USEROSDX2 ETC_USEROSDX3 ETC_USEROSDX4		

ETC_USEROSDY1 ETC_USEROSDY2 ETC_USEROSDY3 ETC_USEROSDY4		
ETC_USEROSDFONTSIZE1 ETC_USEROSDFONTSIZE2 ETC_USEROSDFONTSIZE3 ETC_USEROSDFONTSIZE4		
ETC_USEROSDCOLOR1 ETC_USEROSDCOLOR2 ETC_USEROSDCOLOR3 ETC_USEROSDCOLOR4		
ETC_EVENTOSDDISPLAYNAME0 ETC_EVENTOSDDISPLAYNAME1 ETC_EVENTOSDDISPLAYNAME2 ETC_EVENTOSDDISPLAYNAME3		
ETC_EVENTOSDSTRING0 ETC_EVENTOSDSTRING1 ETC_EVENTOSDSTRING2 ETC_EVENTOSDSTRING3		
ETC_EVENTOSDX0 ETC_EVENTOSDX1 ETC_EVENTOSDX2 ETC_EVENTOSDX3 ETC_EVENTOSDY0 ETC_EVENTOSDY1 ETC_EVENTOSDY2 ETC_EVENTOSDY3		
ETC_EVENTOSDFONTSIZE0 ETC_EVENTOSDFONTSIZE1 ETC_EVENTOSDFONTSIZE2 ETC_EVENTOSDFONTSIZE3		
ETC_EVENTOSDCOLOR0 ETC_EVENTOSDCOLOR1 ETC_EVENTOSDCOLOR2 ETC_EVENTOSDCOLOR3		

ETC_EVENTOSDEFFECT0 ETC_EVENTOSDEFFECT1 ETC_EVENTOSDEFFECT2 ETC_EVENTOSDEFFECT3		
ETC_EVENTHTTPENABLE0 ETC_EVENTHTTPENABLE1 ETC_EVENTHTTPENABLE2 ETC_EVENTHTTPENABLE3		
ETC_EVENTHTTPSTRING0 ETC_EVENTHTTPSTRING1 ETC_EVENTHTTPSTRING2 ETC_EVENTHTTPSTRING3		
ETC_AUTOPARKINGSCHESUN ETC_AUTOPARKINGSCHEMON ETC_AUTOPARKINGSCHETUE ETC_AUTOPARKINGSCHEWED ETC_AUTOPARKINGSCHETHU ETC_AUTOPARKINGSSCHEFRI ETC_AUTOPARKINGSCHESAT		
ETC_MOTIONSCHESUN ETC_MOTIONSCHEMON ETC_MOTIONSCHETUE ETC_MOTIONSCHEWED ETC_MOTIONSCHETHU ETC_MOTIONSSCHEFRI ETC_MOTIONSCHESAT		
ETC_AutoPursuit_Sensitivity		
ETC_AutoPursuit_Height		
ETC_AutoPursuit_Zoom		
ETC_AutoPursuit_Size		
ETC_AutoPursuit_ResetTime		
ETC_AutoPursuit_ResetPosition		
ETC_AutoPursuit_Display		
ETC_AutoPursuit_Enable		
ETC_AutoPursuit_Zoomlimit		
ETC_MPEGTS_DestinationIP_Ch0		

ETC_MPEGTS_DestinationIP_Ch1 ETC_MPEGTS_DestinationIP_Ch2 ETC_MPEGTS_DestinationIP_Ch3		
ETC_MPEGTS_DestinationPORT_Ch0 ETC_MPEGTS_DestinationPORT_Ch1 ETC_MPEGTS_DestinationPORT_Ch2 ETC_MPEGTS_DestinationPORT_Ch3		
ETC_MPEGTS_ENABLE_Ch0 ETC_MPEGTS_ENABLE_Ch1 ETC_MPEGTS_ENABLE_Ch2 ETC_MPEGTS_ENABLE_Ch3		
ETC_SWLISTENABLE0 ~ ETC_SWLISTENABLE3		
ETC_SWLIST00 ~ ETC_SWLIST99		
ETC_SWNAME00 ~ ETC_SWNAME99		
ETC_SWREMOType00 ~ ETC_SWREMOType99		
ETC_SWTIMER00 ~ ETC_SWTIMER99		
ETC_SWENABLE00 ~ ETC_SWENABLE99		
ETC_SWPROTOCOL00 ~ ETC_SWPROTOCOL99		
ETC_SWPORT00 ~ ETC_SWPORT99		
ETC_SWCHAN00 ~ ETC_SWCHAN99		
ETC_SWSESS00 ~ ETC_SWSESS99		
ETC_SWSSIP00 ~ ETC_SWSSIP99		
ETC_SWSSPORT00 ~ ETC_SWSSPORT99		
ETC_SWUSER00 ~ ETC_SWUSER99		
ETC_SWPASS00 ~		

	ETC_SWPASS99		
	ETC_SWRESOL00 ~ ETC_SWRESOL99		
VA	VA_General_sensitive		IVS License
	VA_General_indoor		IVS License
	VA_General_color_check_enable		IVS License
	VA_General_tracker_type		IVS License
	VA_General_object_enable		IVS License
	VA_General_min_object_width		IVS License
	VA_General_min_object_height		IVS License
	VA_General_max_object_width		IVS License
	VA_General_max_object_height		IVS License
	VA_General_people_enable		IVS License
	VA_General_min_people_width		IVS License
	VA_General_min_people_height		IVS License
	VA_General_max_people_width		IVS License
	VA_General_max_people_height		IVS License
	VA_General_vehicle_enable		IVS License
	VA_General_min_vehicle_width		IVS License
	VA_General_min_vehicle_height		IVS License
	VA_General_max_vehicle_width		IVS License
	VA_General_max_vehicle_height		IVS License
	VA_General_other_enable		IVS License
	VA_ObjectDraw_enable_draw		Not used
	VA_ObjectDraw_enable_stream		Not used
	VA_IgnoreArea_enable		Not used
	VA_LineCounting_enable		IVS License
	VA_LineCounting_start_x		IVS License
	VA_LineCounting_start_y		IVS License
	VA_LineCounting_end_x		IVS License
	VA_LineCounting_end_y		IVS License
	VA_LineCounting_camera_height		IVS License
	VA_Tampering_enable		IVS License
	VA_Itrusion_enable		IVS License
	VA_Itrusion_object_size		IVS License

	VA_Itrusion_Area		IVS License
VOUT	VOUT_DECODEDELAY_0 VOUT_DECODEDELAY_1 VOUT_DECODEDELAY_2 VOUT_DECODEDELAY_3		Quad-view
	VOUT_AUDIOSYNC_0 VOUT_AUDIOSYNC_1 VOUT_AUDIOSYNC_2 VOUT_AUDIOSYNC_3		Quad-view
	VOUT_CROPENABLE_0 VOUT_CROPENABLE_1 VOUT_CROPENABLE_2 VOUT_CROPENABLE_3		Quad-view
	VOUT_DISPLAY_HDMI		Quad-view
	VOUT_ROT_DELAY_HDMI		Quad-view
	VOUT_DISPLAY_SDI		Quad-view
	VOUT_ROT_DELAY_SDI		Quad-view
	VOUT_DISPLAY_CVVS		Quad-view
	VOUT_ROT_CVVS		Quad-view
	RMT	RMT_REMOTETYPE_0 RMT_REMOTETYPE_1 RMT_REMOTETYPE_2 RMT_REMOTETYPE_3	
RMT_PROTOCOL_0 RMT_PROTOCOL_1 RMT_PROTOCOL_2 RMT_PROTOCOL_3			Quad-view
RMT_DOMAINNAME_0 RMT_DOMAINNAME_1 RMT_DOMAINNAME_2 RMT_DOMAINNAME_3			Quad-view
RMT_REMOTEPORT_0 RMT_REMOTEPORT_1 RMT_REMOTEPORT_2 RMT_REMOTEPORT_3			Quad-view
RMT_REMOTECHANNEL_0			Quad-view

RMT_REMOTECCHANNEL_1 RMT_REMOTECCHANNEL_2 RMT_REMOTECCHANNEL_3		
RMT_USESS_0 RMT_USESS_1 RMT_USESS_2 RMT_USESS_3		Quad-view
RMT_SSIP_0 RMT_SSIP_1 RMT_SSIP_2 RMT_SSIP_3		Quad-view
RMT_SSPORT_0 RMT_SSPORT_1 RMT_SSPORT_2 RMT_SSPORT_3		Quad-view
RMT_SSUSER_0 RMT_SSUSER_1 RMT_SSUSER_2 RMT_SSUSER_3		Quad-view
RMT_SSPASS_0 RMT_SSPASS_1 RMT_SSPASS_2 RMT_SSPASS_3		Quad-view
RMT_RTPRECVRES_0 RMT_RTPRECVRES_1 RMT_RTPRECVRES_2 RMT_RTPRECVRES_3		Quad-view
RMT_ONVIF_PROF_CURR_0 RMT_ONVIF_PROF_CURR_1 RMT_ONVIF_PROF_CURR_2 RMT_ONVIF_PROF_CURR_3		Quad-view
RMT_SWDISABLE_0 RMT_SWDISABLE_1 RMT_SWDISABLE_2 RMT_SWDISABLE_3		Quad-view
RMT_WEBDISPLAY		Quad-view

	RMT_RECORDING		Quad-view

Note 1: All items without 'Read-only' or 'Write-only' characteristics are to be regarded as 'Read & Write'.

Note 2: It is not allowed to set items in different groups together in one SetServerConfig() call. For example, video configuration and network configuration can't be set together.

Note 3: In the case of multi channel video server such as TCS-400, the parameters of video group are extensible for multiple channels using most significant nibble. For example the VID\_PREFERENCE of channel#1 is 0x0201, channel#2 is 0x1201, channel#3 is 0x2201 and channel#4 is 0x3201.

Note 4: These parameters can be extended for multi channel video server in the same way as for the parameters in the video group.

Note 5: Parameters in Camera page vary for different camera models. It is necessary to check if corresponding setting parameter is available in the Camera page of the model before a configuration parameter is used.

Note 6: Parameters in Camera page can be read or written only with HTTPAPI. TVS SDK doesn't support it yet.

Note 7: When parameters in a multi-config set are configured, it is necessary to specify the config set using **configset=?**. When it is omitted, config set #1 is assumed.



## 2.2 System Configuration

### **SYS\_MODE**

System mode

**Type** unsigned char

**Values**

- |   |                            |
|---|----------------------------|
| 0 | Encoder mode               |
| 1 | Decoder mode               |
| 2 | Duplex mode (if supported) |

**Comment**

Read/write at Video Server type, read-only at IP camera type(always 0).

**Side Effect**

System reboot

**String for HTTP API**

Read/Write : SYS\_MODE=0

### **SYS\_STANDARD**

Video standard

**Type** unsigned char

**Values**

- |   |      |
|---|------|
| 0 | PAL  |
| 1 | NTSC |

**Comment**

**Side Effect**

System reboot

### **SYS\_SYSTEMID**

System ID

**Type** 16bytes array

**Values**

*Null terminated String, Max 15 characters*

**Comment**

**Side Effect**

### **SYS\_VERSION**

Firmware version

**Type** 16bytes array

**Values**

*Null terminated String, max 15 characters*

**Comment**

Read-only

**Side Effect**

**SYS\_STARTTIME**

System booting time

**Type** JY\_Time\_Type (8bytes)

```
typedef struct {
    BYTE  oSec;           // 0 ~ 59
    BYTE  oMin;          // 0 ~ 59
    BYTE  oHour;         // 0 ~ 23
    BYTE  oWeek;         // 0 ~ 6, 0 = sun
    BYTE  oDay;          // 1 ~ 31
    BYTE  oMon;          // 0 ~ 11, 0 = Jan
    BYTE  oYear;         // 0 ~ 99, (8 if 2008
    BYTE  oCentury;     // 0 ~ 99, (20, if 2008
} JY_Time_Type, * pJY_Time_Type;
```

**Values**

**Comment**

Read-only

**Side Effect**

**String for HTTP API**

Read : SYS\_STARTTIME=2008/04/08 16:14:30

**SYS\_CURRENTTIME**

Current time

**Type** JY\_Time\_Type (8bytes), See SYS\_STARTTIME

**Values**

**Comment**

**Side Effect**

**String for HTTP API**

Write : SYS\_CURRENTTIME=2008/04/08%2016:14:30

Read : SYS\_CURRENTTIME=2008/04/08 16:14:30

### **SYS REBOOT**

Reboot the system

**Type** No parameter

**Values**

**Comment**

Write-only

Do not use with other configuration values in a command.

**Side Effect**

System reboot

### **SYS ISIPCAM**

Distinguish TCAM series from Video Server type.

**Type** unsigned char

**Values**

0 Video Server type

1 TCAM series(IP camera type)

**Comment**

Read-only

**Side Effect**

### **SYS TIMEZONE**

Time zone.

**Type** unsigned char

**Values**

*see Time Zone definition in Appendix A*

**Comment**

**Side Effect**

Time change

### **SYS DLSENABLE**

Use Day Light Saving time

**Type** unsigned char

**Values**

0 Disable

1 Enable

**Comment**

Operation is dependent on the time zone

**Side Effect**

Time change

**SYS NTPENABLE**

Use of NTP server

**Type** unsigned char

**Values**

0 Disable

1 Enable

**Comment**

**Side Effect**

Time change if needed.

**SYS NTPDOMAIN**

NTP server address

**Type** 64bytes array

**Values**

*Null terminated String, Max 63 characters*

**Comment**

**Side Effect**

Time change if needed.

**SYS LOGINSKIPENABLE**

Set if 'Skip Login' is to be enabled

**Type** unsigned char

**Values**

0 Disable

1 Enable

**Comment**

**Side Effect**

**SYS LOGINSKIPRIORITY**

Privilege level of a user who logged on with 'Skip Login'

**Type** unsigned char

**Values**

0	Admin
1	Manager
2	User
3	Guest

**Comment**

Valid when Login Skip is enabled.

**Side Effect**

**SYS\_LANGUAGE**

Set the language for web pages of the server

**Type** unsigned char

**Values**

0	English
1	Japanese
2	Korean
3	Hebrew
4	Russian
5	Spanish
6	Portuguese
7	Chinese
8	German
9	Arabic
10	Finnish
11	<i>Italian</i>
12	<i>Polish</i>
13	<i>French</i>
14	<i>Czech</i>
15	<i>traditional Chinese</i>
16	<i>Turkish</i>
17	<i>Dutch</i>

**Comment**

**Side Effect**

**SYS\_RESET**

Reset all parameters to factory defaults except SYS\_STANDARD

**Type** No parameter

**Values**

**Comment**  
 Write-only  
 Do not use with other configuration values in a command.

**Side Effect**  
 System reboot

**SYS RESET V2**

Reset all parameters to factory defaults except categories pointed by parameter

**Type** unsigned long

**Values**

1 (0x00000001)	network configuration
2 (0x00000002)	preset information
4 (0x00000004)	user information

Multiple categories can be specified using bitwise OR-ing.

**Comment**  
 Write-only  
 Do not use with other configuration values in a command.

**Side Effect**  
 System reboot

**SYS MODELNAME**

Model name

**Type** 16bytes array

**Values**  
*Null terminated String, max 15 characters*

**Comment**  
 Read-only

**Side Effect**

**SYS BOARDID**

Board ID

**Type** unsigned char

**Values**

**Comment**

Read-only

**Side Effect**

**SYS\_NUMOFVIDEO**

Number of video channels.

**Type** unsigned char

**Values**

**Comment**

Read-only

**Side Effect**

**SYS\_NUMOFAUDIO**

Number of audio channels.

**Type** unsigned char

**Values**

**Comment**

Read-only

**Side Effect**

**SYS\_NUMOFSENSOR**

Number of sensor input.

**Type** unsigned char

**Values**

**Comment**

Read-only

**Side Effect**

**SYS\_NUMOFALARM**

Number of alarm output.

**Type** unsigned char

**Values**

**Comment**

Read-only

**Side Effect**

### **SYS TIMEFORMAT**

Time display format.

**Type** unsigned char

**Values**

0	YYYY/MM/DD hh:mm:ss
1	DD/MM/YYYY hh:mm:ss
2	MM/DD/YYYY hh:mm:ss

**Comment**

**Side Effect**

### **SYS CURRENT\_TEMP**

Read Current temperature.

**Type** unsigned char

**Values**

**Comment**

*Read Only*  
*Zoom Box Model*  
*SYS\_CURRENT\_TEMP=not support*  
*SYS\_CURRENT\_TEMP=51*

**Side Effect**

**String for HTTP API**

SYS\_CURRENT\_TEMP=0

### **SYS INTRA\_Q**

Set Min QP of I frame.

**Type** unsigned char

**Values**

10 ~ 35 Small value: larger I frame

**Comment**

## **2.3 Video Configuration**

### **VID PREFERENCE**

Preference in video encoding and transmission

**Type** unsigned char



**Values**

0	Quality mode (VBR)
1	Bitrate mode (CBR)
2	Hybrid mode

**Comment**

Valid only when SYS\_MODE is Encoder or Duplex.

Quality mode: VID\_QUALITY is used and VID\_BANDWIDTH is not used.

Bitrate mode: reverse

**Side Effect**

**VID\_RESOLUTION**

Video encoding resolution

**Type** unsigned char

**Values**

0	720x480 (PAL, 720x576)
1	720x240 (PAL, 720x288)
2	352x480 (PAL, 352x576)
3	352x240 (PAL, 352x288)
4	720x576
5	720x288
6	352x576
7	352x288
8	640x480
9	800x600
10	1024x768
11	1280x960
12	1280x1024
13	1440x900
14	1600x900
15	1680x1050
16	1280x720
17	1920x1080
18	176x120
19	176x144
20	320x288 //Not supported
21	360x288 //Not supported

22	320x240 //Not supported
23	2048x1536
24	2560x1600
25	2592x1936
26	1920x1056
27	640x360
28	1440x540

**Comment**

Valid only when SYS\_MODE is Encoder or Duplex.

**Side Effect**

**VID\_FRAMERATE**

Video encoding frame rate

**Type** unsigned char

**Values**

0 ~14 30(PAL, 25) ~ 0.2 fps, See TN\_FRAMERATE.

**Comment**

Valid only when SYS\_MODE is Encoder Duplex.

**Side Effect**

**Reference**

**TN\_FRAMERATE**

Item	Value	Description
TN_FPS_30_25	0	NTSC: 30fps, PAL: 25fps
TN_FPS_25_20	1	NTSC: 25fps, PAL: 20fps
TN_FPS_20_16	2	NTSC: 20fps, PAL: 16fps
TN_FPS_15_12	3	NTSC: 15fps, PAL: 12fps
TN_FPS_10	4	10fps
TN_FPS_8	5	8fps
TN_FPS_6	6	6fps
TN_FPS_5	7	5fps
TN_FPS_4,	8	4fps
TN_FPS_3	9	3fps
TN_FPS_2	10	2fps
TN_FPS_1	11	1fps
TN_FPS_06	12	0.6fps
TN_FPS_04	13	0.4fps

TN_FPS_02	14	0.2fps
-----------	----	--------

The following values also can be used for setting a framerate in wider range.

**Framerate parameter = 100 + Framerate to be configured**

For example:

1fps = 101

2fps = 102

...

30fps = 130

50fps = 150

60fps = 160

### **VID\_QUALITY**

Video encoding quality

**Type** unsigned char

**Values**

0~7 The smaller, the better quality

**Comment**

Valid only when SYS\_MODE is Encoder or Duplex.

Valid only when VID\_PREFERENCE is set to Quality.

**Side Effect**

### **VID\_BANDWIDTH**

Video encoding bandwidth

**Type** unsigned short

**Values**

0 ~10240 Encoder mode. Max bandwidths vary depending on the models.

0 ~2000 Duplex mode (TCS-200 only)

**Comment**

Valid only when SYS\_MODE is Encoder Duplex.

Valid only when VID\_PREFERENCE is set to Bitrate.

**Side Effect**

**VID\_IINTERVAL**

I-frame interval in video encoding

**Type** unsigned char

**Values**

*0~255*

**Comment**

Valid only when SYS\_MODE is Encoder Duplex.

If 0, I frames are not generated.

**Side Effect**

**VID\_MDTHRESHOLD**

Motion detection sensitivity

**Type** unsigned char

**Values**

*0~10*

The smaller, the more sensitive

**Comment**

Valid only when SYS\_MODE is Encoder or Duplex.

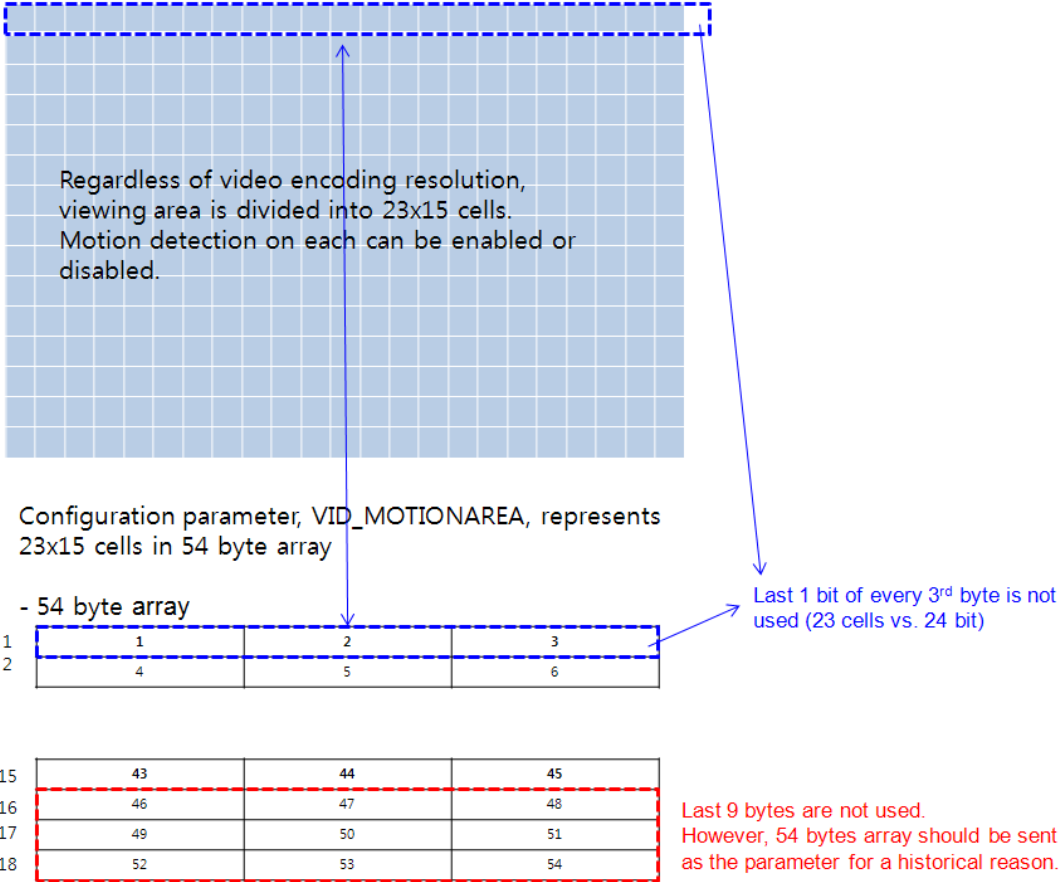
**Side Effect**

**VID\_MOTIONAREA**

Motion detection area

**Type** Array of 54 unsigned char

**Values**



**Comment**

Valid only when SYS\_MODE is Encoder or Duplex.

**Side Effect**

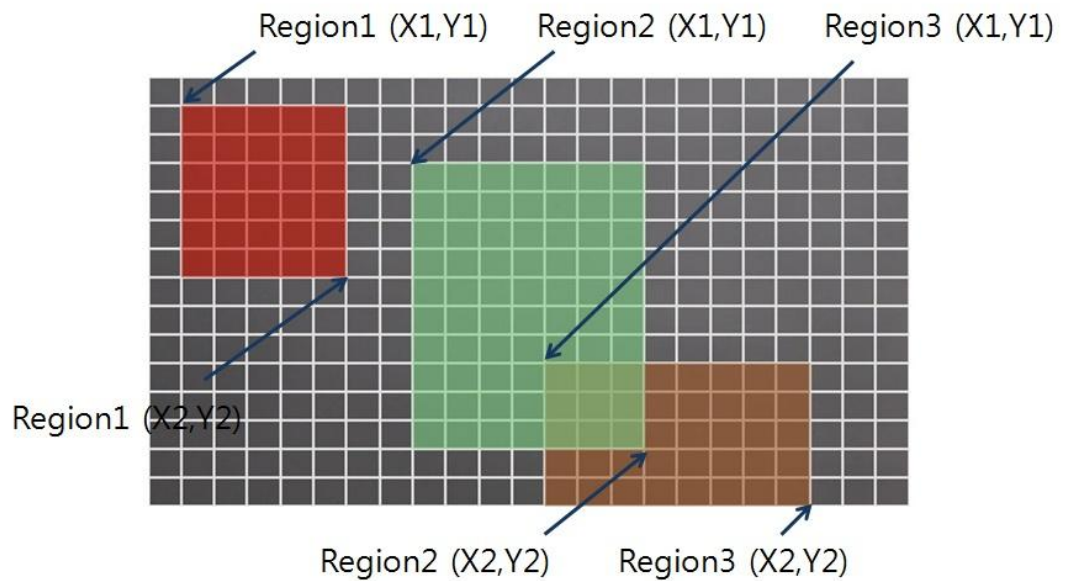
**VID MOTIONREGION**

Motion detection area

**Type** Array of 32 unsigned char

**Values**

32byte array  
 {Region1 X1, Region1 Y1, Region1 X2, Region1 Y2, Region2 X1, Region2 Y1, Region2 X2, Region2 Y2, ..... Region8 X1, Region8 Y1, Region8 X2, Region8 Y2}  
 All X1 and X2 can be 0 ~ 23 (X2 > X1), all, Y1 and Y2 can be 0 ~ 15 (Y2 > Y1).  
 If all X1, Y1, X2 and Y2 are 0, that region will not be used.



**Comment**

Valid only when SYS\_MODE is Encoder or Duplex.

**Side Effect**

**VID\_BRIGHTNESS**

**VID\_CONTRAST**

**VID\_HUE**

**VID\_SATURATION**

Video input color property

**Type** unsigned char

**Values**

0~100

**Comment**

Valid only when SYS\_MODE is Encoder or Duplex.

**Side Effect**

**VID\_BURNINID**

Display system ID in Burn-in OSD

**Type** unsigned char

**Values**

0 Disable

1 Enable

**Comment**

Valid only when SYS\_MODE is Encoder or Duplex.

**Side Effect**

**VID\_BURNINTIME**

Display current time in Burn-in OSD

**Type** unsigned char

**Values**

0	Disable
1	Enable

**Comment**

Valid only when SYS\_MODE is Encoder Duplex.

When video resolution is 352x240 or 352x480 and both ID and TIME are enabled, only ID is displayed due to lack of space for display.

**Side Effect**

**VID\_BURNINPOSITION**

Position of Burn-in OSD

**Type** unsigned char

**Values**

0	Bottom
1	Top

**Comment**

Valid only when SYS\_MODE is Encoder or Duplex.

**Side Effect**

**VID\_MOTIONENABLE**

Enable or disable motion detection

**Type** unsigned char

**Values**

0	Disable
1	Enable

**Comment**

**Side Effect**

**VID\_INFODISPID**

Display system ID in OSD of web viewer

**Type** unsigned char

**Values**

0 Disable

1 Enable

**Comment**

**Side Effect**

**VID\_INFODISPTIME**

Display current time in OSD of web viewer

**Type** unsigned char

**Values**

0 Disable

1 Enable

**Comment**

**Side Effect**

**VID\_INFODISPOSITION**

Position of web viewer OSD

**Type** unsigned char

**Values**

0 Bottom

1 Top

**Comment**

**Side Effect**

**VID\_USEDUAL**

Use dual encoding

**Type** unsigned char

**Values**

0 off

1 on

**Comment**

Valid only when SYS\_MODE is Encoder or Duplex.

**Side Effect**



### **VID\_DUALALGORITHM**

Encoding algorithm of secondary channel

**Type** unsigned char

**Values**

0	H.264
1	MJPEG

**Comment**

Valid only when SYS\_MODE is Encoder or Duplex.

**Side Effect**

### **VID\_DUALPREFERENCE**

Preference in video encoding and transmission of secondary channel

**Type** unsigned char

**Values**

0	Quality mode (VBR)
1	Bitrate mode (CBR)
2	Hybrid mode

**Comment**

Valid only when SYS\_MODE is Encoder or Duplex.

Quality mode: VID\_DUALQUALITY is used and VID\_BUALBANDWIDTH is not used.

Bitrate mode: reverse

**Side Effect**

### **VID\_DUALRESOLUTION**

Video encoding resolution of secondary channel

**Type** unsigned char

**Values**

0	720x480 (PAL, 720x576)
1	720x240 (PAL, 720x288)
2	352x480 (PAL, 352x576)
3	352x240 (PAL, 352x288)
4	720x576
5	720x288
6	352x576

7	352x288
8	640x480
9	800x600
10	1024x768
11	1280x960
12	1280x1024
13	1440x900
14	1600x900
15	1680x1050
16	1280x720
17	1920x1080

**Comment**

Valid only when SYS\_MODE is Encoder or Duplex.

**Side Effect**

**VID\_DUALFRAMERATE**

Video encoding frame rate of secondary channel

**Type** unsigned char

**Values**

0 ~ 14 30(PAL, 25) ~ 0.2 fps, See TN\_FRAMERATE.

**Comment**

Valid only when SYS\_MODE is Encoder Duplex.

**Side Effect**

**Reference**

**TN\_FRAMERATE**

Item	Value	Description
TN_FPS_30_25	0	NTSC: 30fps, PAL: 25fps
TN_FPS_25_20	1	NTSC: 25fps, PAL: 20fps
TN_FPS_20_16	2	NTSC: 20fps, PAL: 16fps
TN_FPS_15_12	3	NTSC: 15fps, PAL: 12fps
TN_FPS_10	4	10fps
TN_FPS_8	5	8fps
TN_FPS_6	6	6fps
TN_FPS_5	7	5fps
TN_FPS_4,	8	4fps
TN_FPS_3	9	3fps

TN_FPS_2	10	2fps
TN_FPS_1	11	1fps
TN_FPS_06	12	0.6fps
TN_FPS_04	13	0.4fps
TN_FPS_02	14	0.2fps

### **VID\_DUALQUALITY**

Video encoding quality of secondary channel

**Type** unsigned char

**Values**

0~7 The smaller, the better quality

**Comment**

Valid only when SYS\_MODE is Encoder or Duplex.

Valid only when VID\_DUALPREFERENCE is set to Quality.

**Side Effect**

### **VID\_DUALBANDWIDTH**

Video encoding bandwidth of secondary channel

**Type** unsigned short

**Values**

0 ~4000 Encoder mode

0 ~2000 Duplex mode

**Comment**

Valid only when SYS\_MODE is Encoder Duplex.

Valid only when VID\_DUALPREFERENCE is set to Bitrate.

**Side Effect**

### **VID\_DUALIINTERVAL**

I-frame interval in video encoding of secondary channel

**Type** unsigned char

**Values**

0~255

**Comment**

Valid only when SYS\_MODE is Encoder Duplex.

If 0, I frames are not generated.

**Side Effect**

**VID\_USETRIPLE1**

**VID\_USETRIPLE2**

Use triple and quarduple encoding

**Type** unsigned char

**Values**

0	off
1	on

**Comment**

Valid only when SYS\_MODE is Encoder or Duplex.

**Side Effect**

**VID\_TRIPLEALGORITHM1**

**VID\_TRIPLEALGORITHM2**

Encoding algorithm of secondary channel #2 and #3

**Type** unsigned char

**Values**

0	H.264
1	MJPEG

**Comment**

Valid only when SYS\_MODE is Encoder or Duplex.

**Side Effect**

**VID\_TRIPLEPREFERENCE1**

**VID\_TRIPLEPREFERENCE2**

Preference in video encoding and transmission of secondary channel #2 and #3

**Type** unsigned char

**Values**

0	Quality mode (VBR)
1	Bitrate mode (CBR)
2	Hybrid mode

**Comment**

Valid only when SYS\_MODE is Encoder or Duplex.

Quality mode: VID\_DUALQUALITY is used and VID\_BUALBANDWIDTH is not used.

Bitrate mode: reverse

**Side Effect**

**VID\_TRIPLERESOLUTION1**

**VID\_TRIPLERESOLUTION2**

Video encoding resolution of secondary channel #2 and #3

**Type** unsigned char

**Values**

0	720x480 (PAL, 720x576)
1	720x240 (PAL, 720x288)
2	352x480 (PAL, 352x576)
3	352x240 (PAL, 352x288)
4	720x576
5	720x288
6	352x576
7	352x288
8	640x480
9	800x600
10	1024x768
11	1280x960
12	1280x1024
13	1440x900
14	1600x900
15	1680x1050
16	1280x720
17	1920x1080

**Comment**

Valid only when SYS\_MODE is Encoder or Duplex.

**Side Effect**

**VID\_TRIPLEFRAMERATE1**

**VID\_TRIPLEFRAMERATE2**

Video encoding frame rate of secondary channel #2 and #3

**Type** unsigned char

**Values**

0 ~14	30(PAL, 25) ~ 0.2 fps, See TN_FRAMERATE.
-------	--

**Comment**

Valid only when SYS\_MODE is Encoder Duplex.

**Side Effect**

**Reference**

**TN\_FRAMERATE**

Item	Value	Description
TN_FPS_30_25	0	NTSC: 30fps, PAL: 25fps
TN_FPS_25_20	1	NTSC: 25fps, PAL: 20fps
TN_FPS_20_16	2	NTSC: 20fps, PAL: 16fps
TN_FPS_15_12	3	NTSC: 15fps, PAL: 12fps
TN_FPS_10	4	10fps
TN_FPS_8	5	8fps
TN_FPS_6	6	6fps
TN_FPS_5	7	5fps
TN_FPS_4,	8	4fps
TN_FPS_3	9	3fps
TN_FPS_2	10	2fps
TN_FPS_1	11	1fps
TN_FPS_06	12	0.6fps
TN_FPS_04	13	0.4fps
TN_FPS_02	14	0.2fps

**VID\_TRIPLEQUALITY1**

**VID\_TRIPLEQUALITY2**

Video encoding quality of secondary channel #2 and #3

**Type** unsigned char

**Values**

0~7 The smaller, the better quality

**Comment**

Valid only when SYS\_MODE is Encoder or Duplex.

Valid only when VID\_DUALPREFERENCE is set to Quality.

**Side Effect**

**VID\_TRIPLEBANDWIDTH1**

**VID\_TRIPLEBANDWIDTH2**

Video encoding bandwidth of secondary channel #2 and #3

**Type** unsigned short

**Values**

0 ~4000 Encoder mode  
 0 ~2000 Duplex mode

**Comment**

Valid only when SYS\_MODE is Encoder Duplex.  
 Valid only when VID\_DUALPREFERENCE is set to Bitrate.

**Side Effect**

**VID\_TRIPLEINTERVAL1**

**VID\_TRIPLEINTERVAL2**

I-frame interval in video encoding of secondary channel #2 and #3

**Type** unsigned char

**Values**

0~255

**Comment**

Valid only when SYS\_MODE is Encoder Duplex.  
 If 0, I frames are not generated.

**Side Effect**

**VID\_INPUTFORMAT**

Video input format

**Type** unsigned short

**Values**

0x0000 None  
 0x0100 Composite PAL  
 0x0101 Composite NTSC  
 0x0200 HD-SDI 720p30  
 0x0201 HD-SDI 960p22.5  
 0x0202 HD-SDI 1080i60  
 0x0203 HD-SDI 1080i50  
 0x0204 HD-SDI 720p60  
 0x0205 HD-SDI 720p50  
 0x0206 HD-SDI 1080p30  
 0x0207 SD-SDI NTSC  
 0x0208 SD-SDI PAL  
 0x0209 HD-SDI 1080i59.94

<i>0x0211</i>	HD-SDI 1080p25
<i>0x0260</i>	HD-SDI 1080p60
<i>0x0261</i>	HD-SDI 1080p50
<i>0x0263</i>	HD-SDI 1080p59.94
<i>0x0264</i>	HD-SDI 1080p29.97
<i>0x0265</i>	HD-SDI 1080PsF23.98
<i>0x0266</i>	HD-SDI 1080PsF24
<i>0x0300</i>	HDMI 480p30
<i>0x0301</i>	HDMI 480p60
<i>0x0302</i>	HDMI 480i60
<i>0x0303</i>	HDMI 576p50
<i>0x0304</i>	HDMI 576i50
<i>0x0305</i>	HDMI 720p25
<i>0x0306</i>	HDMI 720p30
<i>0x0307</i>	HDMI 720p60
<i>0x0308</i>	HDMI 1080p25
<i>0x0309</i>	HDMI 1080p30
<i>0x030A</i>	HDMI 1080p60
<i>0x030B</i>	HDMI 1080i60
<i>0x030C</i>	HDMI 1080i50
<i>0x030D</i>	HDMI 1080p50
<i>0x030E</i>	HDMI 720p50
<i>0x030F</i>	HDMI 1280x1024p30
<i>0x0310</i>	HDMI 1280x960p30
<i>0x0311</i>	HDMI 1024x768p30
<i>0x0312</i>	HDMI 1280x1024p60
<i>0x0313</i>	HDMI 1280x960p60
<i>0x0314</i>	HDMI 1024x768p60
<i>0x0315</i>	HDMI 1080i59.94
<i>0x0316</i>	HDMI 1440x900p60
<i>0x0317</i>	HDMI 800x600p60
<i>0x0318</i>	HDMI 1080p23.98
<i>0x0319</i>	HDMI 1920x1200p60
<i>0x031A</i>	HDMI 1920x1200p50
<i>0x031B</i>	HDMI 3840x2160p25
<i>0x031C</i>	HDMI 3840x2160p30



0x031D HDMI 4096x2160p25

0x031E HDMI 4096x2160p30

**Comment**

Valid only when SYS\_MODE is Encoder or Duplex.

**Side Effect**

**VID\_OUTPUTFORMAT**

Video output format

**Type** unsigned char

**Values**

0	480i60 (Composite and HDMI)
1	576i50 (Composite and HDMI)
2	720p60 (HD-SDI and HDMI)
3	1080i60 (HD-SDI and HDMI)
4	720p50 (HD-SDI and HDMI)
5	1080i50 (HD-SDI and HDMI)
6	1080p30 (HD-SDI and HDMI)
7	1080p60 (HD-SDI and HDMI)
8	1080p50 (HD-SDI and HDMI)
9	1080p25 (HD-SDI and HDMI)
10	1080i59.94 (HD-SDI and HDMI)
11	1080p24 (HD-SDI and HDMI)
12	1080PsF23.98 (HD-SDI and HDMI)
13	1080PsF24 (HD-SDI and HDMI)
14	1080p59.94 (HD-SDI and HDMI)

**Comment**

**Side Effect**

**VID\_BURNINSIZE**

Font size of Burn-in OSD

**Type** unsigned char

**Values**

0	Small (8x8)
1	Middle (16x16)
2	Large (32x32)

**Comment**

Valid only when SYS\_MODE is Encoder or Duplex.

**Side Effect**

**VID\_PREVIEWENABLE**

HDMI or Composite out enable.

**Type** unsigned char

**Values**

0 Disable

1 Enable

**Comment**

If enabled, dual encoding will be ignored.

**Side Effect**

**VID\_FRAMEENCODE**

Set to force frame encode at interlaced video

**Type** unsigned char

**Values**

0 Field encode mode

1 Frame encode mode

**Comment**

**Side Effect**

**VID\_CURENCBITRATE**

**VID\_CURDECBITRATE**

**VID\_DUALCURENCBITRATE**

**VID\_DUALCURDECBITRATE**

**VID\_TRIPLECURENCBITRATE1**

**VID\_TRIPLECURDECBITRATE1**

**VID\_TRIPLECURENCBITRATE2**

**VID\_TRIPLECURDECBITRATE2**

Read current encode/decode bitrate

**Type** unsigned long

**Values**

0 ~ kbps

**Comment**

Read only

**Side Effect**

**VID\_CURENCFPS**

**VID\_CURDECFPS**

**VID\_DUALCURENCFPS**

**VID\_DUALCURDECFPS**

**VID\_TRIPLECURENCFPS1**

**VID\_TRIPLECURDECFPS1**

**VID\_TRIPLECURENCFPS2**

**VID\_TRIPLECURDECFPS2**

Read current encode/decode frame rate

**Type** unsigned long

**Values**

0 ~ frames

**Comment**

Read only

**Side Effect**

**VID\_SCALEENABLE**

Select scaling or cropping for adjusting the input video to encoding resolution of primary stream

**Type** unsigned char

**Values**

0 Disabled (Crop mode)

1 Enabled (Scale mode)

**Comment**

**Side Effect**

**VID\_DUALSCALEENABLE**

Select scaling or cropping for adjusting the input video to encoding resolution of secondary stream

**Type** unsigned char

**Values**

0 Disabled (Crop and scale down with keeping aspect ratio)

1 Enabled (Scale down without keeping aspect ratio)

**Comment**

**Side Effect**

**VID\_TRIPLESACLEENABLE1**

**VID\_TRIPLESACLEENABLE2**

Select scaling or cropping for adjusting the input video to encoding resolution of secondary stream #2 and #3

**Type** unsigned char

**Values**

0	Disabled (Crop and scale down with keeping aspect ratio)
1	Enabled (Scale down without keeping aspect ratio)

**Comment**

TCS-3000 and TN series only.

**Side Effect**

**VID\_CAPRESOLUTION**

**VID\_CAPDUALRESOLUTION**

**VID\_CAPTRIPLERESOLUTION1**

**VID\_CAPTRIPLERESOLUTION2**

Resolution capability - set of resolutions supported

**Type** unsigned long

**Values**

1 (0x00000001)	720x480
2 (0x00000002)	720x240
4 (0x00000004)	352x480
8 (0x00000008)	352x240
16 (0x00000010)	720x576
32 (0x00000020)	720x288
64 (0x00000040)	352x576
128 (0x00000080)	352x288
256 (0x00000100)	640x480
512 (0x00000200)	800x600
1024 (0x00000400)	1024x768
2048 (0x00000800)	1280x960
4096 (0x00001000)	1280x1024
8192 (0x00002000)	1440x900
16384 (0x00004000)	1600x900

32768 (0x00008000)	1680x1050
65536 (0x00010000)	1280x720
131072 (0x00020000)	1920x1080
262144(0x00040000)	176x120
524288(0x00080000)	176x144
1048576(0x00100000)	320x288
2097152(0x00200000)	360x288
4194304(0x00400000)	320x240
8388608(0x00800000)	2048x1536
16777216(0x01000000)	2560x1600
33554432(0x02000000)	2592x1936
67108864(0x04000000)	1920x1056
134217728(0x08000000)	640x360
268435456(0x10000000)	1440x540

Multiple resolutions can be specified using bitwise OR-ing.

**Comment**

Read only

**Side Effect**

**VID\_CAPBANDWIDTHMAX**

**VID\_CAPBANDWIDTHMIN**

**VID\_CAPDUALBANDWIDTHMAX**

**VID\_CAPDUALBANDWIDTHMIN**

**VID\_CAPTRIPLEBANDWIDTHMAX1**

**VID\_CAPTRIPLEBANDWIDTHMIN1**

**VID\_CAPTRIPLEBANDWIDTHMAX2**

**VID\_CAPTRIPLEBANDWIDTHMIN2**

Maximum or minimum bandwidth(video encoding bitrate) allowable, primary stream and secondary stream respectively

**Type** unsigned long

**Values**

0 ~ kbps

**Comment**

Read only

**Side Effect**

**VID\_CAPFRAMERATEMAX**

**VID\_CAPFRAMERATEMIN**

**VID\_CAPDUALFRAMERATEMAX**

**VID\_CAPDUALFRAMERATEMIN**

**VID\_CAPTRIPLEFRAMERATEMAX1**

**VID\_CAPTRIPLEFRAMERATEMIN1**

**VID\_CAPTRIPLEFRAMERATEMAX2**

**VID\_CAPTRIPLEFRAMERATEMIN2**

Maximum or minimum framerate(video encoding) allowable, primary stream and secondary stream respectively.

**Type** unsigned long

**Values**

0 ~14 30 ~ 0.2 fps, See TN\_FRAMERATE.

**Comment**

Read only

**Side Effect**

**VID\_INPUTCOLORFORMAT**

Select input color format of HDMI input

**Type** unsigned char

**Values**

0 RGB  
1 YPbPr

**Comment**

TCS-2000 series only.

**Side Effect**

**VID\_INPUTDEINTERLACE**

Enable input deinterlace if interlaced video

**Type** unsigned char

**Values**

0 off  
1 on

**Comment**

**Side Effect**

**VID\_H.264PROFILE**

**VID\_DUALH.264PROFILE**

**VID\_TRIPLEH.264PROFILE1**

**VID\_TRIPLEH.264PROFILE2**

H.264 profile, primary stream and secondary stream respectively.

**Type** unsigned char

**Values**

0 High profile

1 Baseline profile

**Comment**

**Side Effect**

**VID\_MDDISABLEONPTZ**

Disable motion detection when PTZ.

**Type** unsigned char

**Values**

0 off

1 on (disable)

**Comment**

**Side Effect**

**VID\_DUALROIDISABLE**

**VID\_TRIPLEROIDISABLE1**

**VID\_TRIPLEROIDISABLE2**

Disable ROI.

**Type** unsigned char

**Values**

0 off (use ROI)

1 on (disable ROI)

**Comment**

**Side Effect**

- VID ROIPos1X**
- VID ROIPos1Y**
- VID ROIPos1W**
- VID ROIPos1H**
- VID ROIPos2X**
- VID ROIPos2Y**
- VID ROIPos2W**
- VID ROIPos2H**
- VID ROIPos3X**
- VID ROIPos3Y**
- VID ROIPos3W**
- VID ROIPos3H**

Set ROI X, Y, WIDTH, HEIGHT.


**Type** unsigned char

**Values**

0 ~ 255 (X, Y, WIDTH, HEIGHT)

ROIPosX + ROIPosW <= 255, ROIPosY + ROIPosH <= 255

**Comment**



**Side Effect**

**VID CROPENABLE**

Enable Crop.

**Type** unsigned char

**Values**

0 Stretch



1 Crop  
**Comment**  
**Applied Model**  
*TCS3500(Decoder Mode), TCS1500*  
**Side Effect**

## 2.4 Audio Configuration

### AUD\_AUDIOMODE

Audio communication mode  
**Type** unsigned char  
**Values**  

0	Off
1	Tx-Only
2	Rx-Only
3	Tx & Rx

**Comment**  
**Side Effect**  
 All Link disconnect

### AUD\_ALGORITHM

Audio encoding/decoding algorithm  
**Type** unsigned char  
**Values**  

0	G.711 mu-law
1	AAC

**Comment**  
**Side Effect**  
 All Link disconnect

### AUD\_BITRATE

Audio bitrate  
**Type** unsigned char  
**Values**  

0	64Kbps
---	--------

1 128Kbps

**Comment**

Valid only when AUD\_ALGORITHM is AAC.

**Side Effect**

All Link disconnect

**AUD\_GAIN**

Audio input gain

**Type** unsigned char

**Values**

0~31

**Comment**

**Side Effect**

**AUD\_RECVPORT**

Audio receive port for general purpose

**Type** unsigned short

**Values**

1 ~ 65535 Port number

**Comment**

**Side Effect**

**AUD\_CURENCBITRATE**

**AUD\_CURDECBITRATE**

Read current encode/decode bitrate

**Type** unsigned long

**Values**

0 ~ kbps

**Comment**

Read only

**Side Effect**

**2.5 Network Configuration**

### **NET\_LOCALIPMODE**

Local IP mode

**Type** unsigned char

**Values**

0 fixed IP

1 DHCP

**Comment**

**Side Effect**

System reboot

### **NET\_REMOTECONNECT**

To set if a Duplex system initiate connection to the peer

**Type** unsigned char

**Values**

0 Off

1 On

**Comment**

Valid only when SYS\_MODE is Duplex.

**Side Effect**

All Link disconnect

### **NET\_REMOTECHANNEL**

Channel number of remote system to connect (when remote system has multiple channels)

**Type** unsigned char

**Values**

0~3 Channel number

**Comment**

Valid when SYS\_MODE is Decoder or Duplex with REMOTECONNECT set(On).

**Side Effect**

All Link disconnect

**NET\_LOCALIP**

**NET\_LOCALGATEWAY**

**NET\_LOCALSUBNET**

IP address

**Type** unsigned long

**Values**

*IP address* Big-endian

**Comment**

**Side Effect**

System reboot if NET\_LOCALIPMODE is 0.

**String for HTTP API**

Read/Write : NET\_LOCALIP=192.168.10.100

**NET\_DOMAINNAME**

Address(IP or domain name) of the peer to connect

**Type** 64bytes array

**Values**

*Null terminated String for IP address or domain name, Max 63 characters*

**Comment**

Valid when SYS\_MODE is Decoder or Duplex with REMOTECONNECT set(On).

Valid when NET\_REMOTEIPMODE is Domain.

**Side Effect**

All Link disconnect

**String for HTTP API**

Read/Write : NET\_DOMAINNAME=192.168.10.200  
NET\_DOMAINNAME=remote.addr.com

**NET\_MULTICASTIP**

Multicast IP

**Type** unsigned long

**Values**

*IP address* Big-endian

**Comment**

**Side Effect**

System reboot

**String for HTTP API**

Read/Write : NET\_MULTICASTIP=224.0.10.1

**NET\_DNSIP**

**NET\_DNSIP2**

Primary DNS server address and secondary DNS server address

**Type** unsigned long

**Values**

*IP address* Big-endian

**Comment**

**Side Effect**

System reboot

**String for HTTP API**

Read/Write : NET\_DNSIP=168.126.63.1

**NET\_DDNSREGISTER**

DDNS server to use

**Type** unsigned char

**Values**

0 Off  
1 TrueDNS  
2 Dyn-DNS

**Comment**

**Side Effect**

**NET\_BASEPORT**

Base port

**Type** unsigned short

**Values**

1 ~ 65535 Port number

**Comment**

**Side Effect**

System reboot

**NET\_HTTPPORT**

HTTP port

**Type** unsigned short

**Values**

1 ~ 65535 Port number

**Comment**

**Side Effect**

**NET\_FLOWCONTROLMODE**

Flow control mode

**Type** unsigned char

**Values**

0 Min mode  
 1 Max mode  
 2 Adjust mode  
 3 Off

**Comment**

Valid when SYS\_MODE is Encoder or Duplex.

**Side Effect**

**NET\_CURRENTIP**

Read current IP address

**Type** unsigned long

**Values**

IP address Big-endian

**Comment**

Read-Only.

**Side Effect**

**String for HTTP API**

Read : NET\_CURRENTIP=192.168.10.100

**NET\_CURRENTDOMAIN**

Read current domain name

**Type** 64bytes array

**Values**

Null terminated String, Max 63 characters

**Comment**

Read-Only.

**Side Effect**

**String for HTTP API**

Read : NET\_CURRENTDOMAIN=myname.addr.com

**NET\_MAC**

Read MAC address

**Type** 6bytes array

**Values**

*6 unsigned char for H/W address*

**Comment**

Read-Only.

**Side Effect**

**String for HTTP API**

Read : NET\_MAC=00:1C:63:A3:00:01

**NET\_DYDNSDOMAIN**

DynDNS domain name

**Type** 64bytes array

**Values**

*Null terminated String, Max 63 characters*

**Comment**

Valid when NET\_DDNSREGISTER is Dyn-DNS.

**Side Effect**

**NET\_DYDNSID**

DynDNS ID

**Type** 16bytes array

**Values**

*Null terminated String, Max 15 characters*

**Comment**

Valid when NET\_DDNSREGISTER is Dyn-DNS.

**Side Effect**

**NET\_DYDNSPASSWD**

DynDNS Password

**Type** 16bytes array

**Values**

*Null terminated String, Max 15 characters*

**Comment**

Valid when NET\_DDNSREGISTER is Dyn-DNS..

**Side Effect**

**NET\_PROTOCOL**

Transport protocol to use for media communication

**Type** unsigned char

**Values**

0	TCP
1	UDP
2	Multicast

**Comment**

Valid when SYS\_MODE is Decoder or Duplex with REMOTECONNECT set(On).

**Side Effect**

All Link disconnect

**NET\_DNSAUTO**

Set whether DNS server address is obtained automatically or not

**Type** unsigned char

**Values**

0	Off
1	On

**Comment**

Valid only when NET\_LOCALIPMODE is DHCP.

**Side Effect**

System reboot

**NET\_RTSPPORT**

RTSP port

**Type** unsigned short

**Values**

1 ~ 65535	Port number
-----------	-------------

**Comment**



**Side Effect**

**NET\_USERTPSESSION**

Use RTP session(The RTP only streaming without RTSP connection)

**Type** unsigned char

**Values**

0 Off

1 On

**Comment**

**Side Effect**

**NET RTPSESSIONPORT**

RTP Session port

**Type** unsigned short

**Values**

1 ~ 65535 Port number

**Comment**

**Side Effect**

**NET RTPSESSIONUSER**

RTP Session name

**Type** 32bytes array

**Values**

*Null terminated String, Max 31 characters*

**Comment**

Valid only when NET\_LOCALIPMODE is DHCP.

**Side Effect**

System reboot

**NET RTPSESSIONFILE**

SDP file name

**Type** 32bytes array

**Values**

*Null terminated String, Max 31 characters*

**Comment**

**Side Effect**

**NET RTPSESSIONIP**

RTP Session IP

**Type** unsigned long

**Values**

*IP address* Big-endian

**Comment**

**Side Effect**

**NET SNMPTRAPIP**

Destination IP address for SNMP trap

**Type** unsigned long

**Values**

*IP address* Big-endian

**Comment**

**Side Effect**

**NET SNMPTRAPPORT**

Destination Port number for SNMP trap

**Type** unsigned short

**Values**

*1 ~ 65535* Port number

**Comment**

**Side Effect**

**NET SNMPPORT**

Listen Port number for SNMP agent

**Type** unsigned short

**Values**

*1 ~ 65535* Port number

**Comment**

**Side Effect**

**NET USESS**

Connect to remote system via streaming server

**Type** unsigned char

**Values**

0 Off  
1 On

**Comment**

**Side Effect**

**NET SSIP**

IP address of the streaming server

**Type** unsigned long

**Values**

*IP address* Big-endian

**Comment**

**Side Effect**

**NET SSPORT**

Connection Port number of the streaming server

**Type** unsigned short

**Values**

*1 ~ 65535* Port number

**Comment**

**Side Effect**

**NET SSUSER**

User name to connect to the streaming server

**Type** 16bytes array

**Values**

*Null terminated String, Max 15 characters*

**Comment**

**Side Effect**

**NET SSPASS**

Password to connect to the streaming server

**Type** 16bytes array

**Values**

*Null terminated String, Max 15 characters*

**Comment**

**Side Effect**

**NET REMOTEPORT**

Base port of the remote system to connect

**Type** unsigned short

**Values**

1 ~ 65535 Port number

**Comment**

**Side Effect**

**NET USERTSPAUTH**

Enable authentication on RTSP connection

**Type** unsigned char

**Values**

0 Off

1 On

**Comment**

**Side Effect**

**NET REMOTETYPE**

Connection type of remote system to connect

**Type** unsigned char

**Values**

0 Normal

1 RTSP

2 RTP

3 MPEG-TS

4 ONVIF

5 RTMP

**Comment**

Valid when SYS\_MODE is Decoder

**Side Effect**

**NET USEHTTPAPIAUTH**

Enable authentication on HTTPAPI connection

**Type** unsigned char

**Values**

0 Off  
1 On

**Comment**

**Side Effect**

**NET\_UPNPENABLE**

Enable responding UPNP based discovery

**Type** unsigned char

**Values**

0 Off  
1 On

**Comment**

**Side Effect**

**NET\_ZEROCONFENABLE**

Enable responding zeroconf based discovery

**Type** unsigned char

**Values**

0 Off  
1 On

**Comment**

**Side Effect**

**NET\_IPV6ADDRESS**

IPv6 Address

**Type** 64bytes array

**Values**

*Null terminated String, Max 63 characters*

**Comment**

**Side Effect**

**NET\_IPV6SUBNETPREFIXLENGTH**

IPv6 subnet prefix length

**Type** signed integer

**Values**

0 ~ 128

**Comment**

**Side Effect**

**NET\_IPV6DEFAULTGATEWAY**

IPv6 default gateway address

**Type** 64bytes array

**Values**

*Null terminated String, Max 63 characters*

**Comment**

**Side Effect**

**NET\_WSDISCOVERYENABLE**

Enable responding WS Discovery based discovery

**Type** unsigned char

**Values**

0 Off

1 On

**Comment**

**Side Effect**

**NET\_HTTPSPORT**

HTTPS port

**Type** unsigned short

**Values**

1 ~ 65535 Port number

**Comment**

**Side Effect**

**NET\_IPV6LINKLOCALADDRESS**

IPv6 link local address

**Type** 64bytes array

**Values**

*Null terminated String, Max 63 characters*

**Comment**

Read only

**Side Effect**

**NET TTL**

TTL for the IP

**Type** unsigned char

**Values**

0 ~ 255

**Comment**

**Side Effect**

**NET RTPSESSIONVIDEO**

Video stream selection for RTP session

**Type** unsigned char

**Values**

- 0 Primary video
- 1 Secondary video #1
- 2 Secondary video #2
- 3 Secondary video #3
- 4 JPEG capture

**Comment**

**Side Effect**

**NET QOSENABLE**

Enable QOS.

**Type** unsigned char

**Values**

- 0 Off
- 1 On

**Comment**

**Side Effect**

**NET DSCP**

Set DSCP for QOS.

**Type** unsigned char

**Values**

0 ~ 63

**Comment**  
**Side Effect**

**NET\_SLENABLE**

Enable SSL.

**Type** unsigned char

**Values**

0 Off

1 On

**Comment**  
**Side Effect**

**NET\_SSLCRYPTO**

Enable SSL Crypto.

**Type** unsigned char

**Values**

0 Off

1 On

**Comment**  
**Side Effect**

**NET\_SSLUSER**

Set SSL User ID.

**Type** 16bytes array

**Values**

*Null terminated String, Max 15 characters*

**Comment**  
**Side Effect**

**NET\_SSLPASS**

Set SSL Password.

**Type** 16bytes array

**Values**

*Null terminated String, Max 15 characters*

**Comment**  
**Side Effect**



**NET SSLAddress**

Set SSL Password.

**Type** 32bytes array

**Values**

*Null terminated String, Max 31 characters*

**Comment**

**Side Effect**

**NET SSLPort**

Set SSL Port.

**Type** unsigned short

**Values**

*1 ~ 65535* Port number

**Comment**

**Side Effect**

**2.6 Serial Configuration**

**SER PROTOCOL 1**

**SER PROTOCOL 2**

**SER PROTOCOL 3**

**SER PROTOCOL 4**

Set type of serial port

**Type** unsigned char

**Values**

*0* RS-232C

*1* RS-422

*2* RS-485

**Comment**

TCS-200 SER\_PROTOCOL\_1 : fixed to RS-232C

SER\_PROTOCOL\_2 : RS-422 or RS-485

SER\_PROTOCOL\_3 : N/A

SER\_PROTOCOL\_4 : N/A

TCAM series SER\_PROTOCOL\_1 : N/A

SER\_PROTOCOL\_2 : fixed to RS-485

SER\_PROTOCOL\_3 : N/A

SER\_PROTOCOL\_4 : N/A

**Side Effect**

**SER BITRATE 1**

**SER BITRATE 2**

**SER BITRATE 3**

**SER BITRATE 4**

Set baud rate of serial port

**Type** unsigned char

**Values**

0	2400 bps
1	4800 bps
2	9600 bps
3	19200 bps
4	38400 bps
5	57600 bps
6	115200 bps

**Comment**

**Side Effect**

**SER DATABIT 1**

**SER DATABIT 2**

**SER DATABIT 3**

**SER DATABIT 4**

Set data bit of serial port

**Type** unsigned char

**Values**

0	5 bit
1	6 bit
2	7 bit
3	8 bit

**Comment**

**Side Effect**

**SER PARITY 1**

**SER PARITY 2**

**SER PARITY 3**

**SER PARITY 4**

Set parity of serial port

**Type** unsigned char

**Values**

0	None
1	Even
2	Odd

**Comment**

**Side Effect**

**SER STOPBIT 1**

**SER STOPBIT 2**

**SER STOPBIT 3**

**SER STOPBIT 4**

Set stop bit of serial port

**Type** unsigned char

**Values**

0	1 bit
1	2 bit

**Comment**

**Side Effect**

**SER SENSORTYPE 1**

**SER SENSORTYPE 2**

**SER SENSORTYPE 3**

**SER SENSORTYPE 4**

Set contact type of sensor device

**Type** unsigned char

**Values**

0	Off
1	Normal-Open
2	Normal-Close

**Comment**

TCS-200 : SER\_SENSORTYPE\_1 and SER\_SENSORTYPE\_2 are valid,

TCAM series : only SER\_SENSORTYPE\_1 is valid

**Side Effect**

**SER\_PTZTYPE**

PTZ type

**Type** unsigned char

**Values**

0	None
1	Sungjin
2	Fine
3	<i>Pelco-D</i>
4	<i>Pelco-P</i>
5	<i>Scandomell</i>
6	<i>Samsung</i>
7	<i>Oriental</i>
8	<i>Sungjin MPU</i>
9	<i>D-Max</i>
10	<i>Mikami</i>
11	<i>RVision</i>
12	<i>Geosan</i>
13	<i>Sanyo</i>
14	<i>Samsung-Techwin</i>
15	<i>Sony</i>
16	<i>Dynacolor</i>
17	<i>LG-Multix</i>
18	<i>Cynix</i>
19	<i>VICON</i>
20	<i>BBV</i>
21	<i>Scandome-3</i>
22	<i>MSC protocol</i>
23	<i>Tokina</i>
24	<i>WONWOO</i>
25	<i>DY-elec</i>
26	<i>PU CCTV</i>
27	<i>KEX CCTV</i>

28	<i>Inter M</i>
29	<i>KALATEL</i>
30	<i>American Dynamics</i>
31	<i>BOSCH type2</i>
32	<i>BOSCH type4</i>
33	<i>BOSCH type8</i>
34	<i>JAVELIN</i>
35	<i>NIKO</i>
36	<i>OULIM</i>
37	<i>Forward Vision</i>

**Comment**

PTZ type can be added on demand.

**Side Effect**

**SER\_PTZID**

PTZ ID

**Type** unsigned char

**Values**

0~255

**Comment**

**Side Effect**

**SER\_PTZPORT**

Serial port to use for PTZ control

**Type** unsigned char

**Values**

0~1 0: RS-232C, 1: RS-485

**Comment**

*TCS-200 only*

**Side Effect**

**SER\_SEN1SCHE SUN ~ SER\_SEN1SCHE SAT**

**SER\_SEN2SCHE SUN ~ SER\_SEN2SCHE SAT**

**SER\_SEN3SCHE SUN ~ SER\_SEN3SCHE SAT**

**SER\_SEN4SCHE SUN ~ SER\_SEN4SCHE SAT**

Sensor enable schedule by day of the week and time

**Type** 32 bytes, array type

**Values**

*From Array[0] to Array[23] are valid. Only 24 digits are used in HTTP API  
 Array[0] represents 0:00:00 ~ 0:59:59, Array[1] represents 1:00:00 ~ 1:59:59  
 Each value can be 0 or 1*

0	Disable
1	Enable

**Comment**

TCS-200 : schedule of sensor 1 and sensor 2 are valid  
 TCAM series : schedule of sensor 1 is valid

**Side Effect**

**String for HTTP API**

Read/Write : SER\_SEN1SCHESUN=000011110000111100001111

**SER\_DIRECTKEYBOARD**

Enable direct connection of PTZ keyboard to TCAM-530 for controlling of zoom and focus

**Type** unsigned char

**Values**

0	Off
1	On

**Comment**

TCam-530 only

**Side Effect**

**SER\_POSSESSIONTIME**

Set serial port possession time of each client.

**Type** unsigned char

**Values**

0	Off
1~10	Seconds

**Comment**

**Side Effect**

## 2.7 Event Configuration

### EVT\_LOCALSENSOR\_1

### EVT\_LOCALSENSOR\_2

### EVT\_LOCALSENSOR\_3

### EVT\_LOCALSENSOR\_4

Action on local sensor trigger

**Type** unsigned short

**Values**

1 (0x01)	Beep enable
2 (0x02)	Alarm 1 Enable
4 (0x04)	Alarm 2 Enable
8 (0x08)	E-mail Notification Enable
16 (0x10)	FTP Upload Enable
32 (0x20)	Preset Enable
64 (0x40)	Google Drive Enable
128 (0x80)	OSD Enable
256 (0x100)	HTTP Action Enable

Multiple actions can be specified using bitwise OR-ing.

**Comment**

**Side Effect**

**String for HTTP API**

Read/Write : EVT\_LOCALSENSOR\_1=16

### EVT\_REMOTESENSOR\_1

### EVT\_REMOTESENSOR\_2

### EVT\_REMOTESENSOR\_3

### EVT\_REMOTESENSOR\_4

Action on remote sensor trigger

**Type** unsigned short

**Values**

1 (0x01)	Beep enable
2 (0x02)	Alarm 1 Enable
4 (0x04)	Alarm 2 Enable
8 (0x08)	E-mail Notification Enable

16 (0x10)	FTP Upload Enable
32 (0x20)	Preset Enable
64 (0x40)	Google Drive Enable
128 (0x80)	OSD Enable
256 (0x100)	HTTP Action Enable

Multiple actions can be specified using bitwise OR-ing.

**Comment**

**Side Effect**

**EVT\_LOCALLOSS**

**EVT\_REMOTELOSS**

Action on local/remote video loss detection

**Type** unsigned short

**Values**

1 (0x01)	Beep enable
2 (0x02)	Alarm 1 Enable
4 (0x04)	Alarm 2 Enable
8 (0x08)	E-mail Notification Enable
16 (0x10)	FTP Upload Enable
32 (0x20)	Preset Enable
64 (0x40)	Google Drive Enable
128 (0x80)	OSD Enable
256 (0x100)	HTTP Action Enable

Multiple actions can be specified using bitwise OR-ing.

**Comment**

Encoder: only EVT\_LOCALLOSS is valid

Decoder: only EVT\_REMOTELOSS is valid

**Side Effect**

**EVT\_LOCALMOTION**

**EVT\_REMOTEMOTION**

Action on local/remote motion detection

**Type** unsigned short

**Values**



1 (0x01)	Beep enable
2 (0x02)	Alarm 1 Enable
4 (0x04)	Alarm 2 Enable
8 (0x08)	E-mail Notification Enable
16 (0x10)	FTP Upload Enable
32 (0x20)	Preset Enable
64 (0x40)	Google Drive Enable
128 (0x80)	OSD Enable
256 (0x100)	HTTP Action Enable

Multiple actions can be specified using bitwise OR-ing.

**Comment**

Encoder: only EVT\_LOCALMOTION is valid

Decoder: only EVT\_REMOTEMOTION is valid

**Side Effect**

**EVT\_DISCONNECT**

Action on Link disconnection

**Type** unsigned short

**Values**

1 (0x01)	Beep enable
2 (0x02)	Alarm 1 Enable
4 (0x04)	Alarm 2 Enable
8 (0x08)	E-mail Notification Enable
16 (0x10)	FTP Upload Enable
32 (0x20)	Preset Enable
64 (0x40)	Google Drive Enable
128 (0x80)	OSD Enable
256 (0x100)	HTTP Action Enable

Multiple actions can be specified using bitwise OR-ing.

**Comment**

Encoder: when all connections with decoder/clients are lost

Decoder: when the connection to Encoder is lost

Duplex: when the connection to peer is lost

**Side Effect**

**EVT\_LOCALAUDIODETECTION**

**EVT\_REMOTEAUDIODETECTION**

Action on local/remote audio detection

**Type** unsigned short

**Values**

1 (0x01)	Beep enable
2 (0x02)	Alarm 1 Enable
4 (0x04)	Alarm 2 Enable
8 (0x08)	E-mail Notification Enable
16 (0x10)	FTP Upload Enable
32 (0x20)	Preset Enable
64 (0x40)	Google Drive Enable
128 (0x80)	OSD Enable
256 (0x100)	HTTP Action Enable

Multiple actions can be specified using bitwise OR-ing.

**Comment**

Encoder: only EVT\_LOCALAUDIODETECTION is valid

Decoder: only EVT\_REMOTEAUDIODETECTION is valid

**Side Effect**

**EVT\_LINECROSSING**

**EVT\_INTRUSION**

**EVT\_TAMPERING**

Action on IVS(Intelligent video surveillance) Event.

**Type** unsigned short

**Values**

1 (0x01)	Beep enable
2 (0x02)	Alarm 1 Enable
4 (0x04)	Alarm 2 Enable
8 (0x08)	E-mail Notification Enable
16 (0x10)	FTP Upload Enable
32 (0x20)	Preset Enable
64 (0x40)	Google Drive Enable
128 (0x80)	OSD Enable

256 (0x100) HTTP Action Enable

Multiple actions can be specified using bitwise OR-ing.

**Comment**

Encoder Only.

Need IVS License.

**Side Effect**

**EVT BEEPDURATION**

**EVT RELAYDURATION 1**

**EVT RELAYDURATION 2**

Dwell time of Beep or Alarm

**Type** unsigned char

**Values**

0	Synchronous
1	1 second
2	5 seconds
3	10 seconds
4	30 seconds
5	60 seconds
6	continuous.

**Comment**

TCAM series: only EVT\_RELAYDURATION\_1 is valid.

**Side Effect**

**EVT PRETIME**

**EVT POSTTIME**

Set pre and post time for event recording

**Type** unsigned char

**Values**

0	None
1	1 second
2	5 seconds
3	10 seconds
4	20 seconds
5	30 seconds

**Comment**

Valid only when SYS\_MODE is Encoder.

**Side Effect**

**EVT\_EMAILSERVER**

Set SMTP server address for event recording.

**Type** 64bytes array

**Values**

*Null terminated String, Max 63 characters*

**Comment**

Valid only when SYS\_MODE is Encoder.

**Side Effect**

**EVT\_EMAILID**

Set ID for accessing SMTP server if authentication needed.

**Type** 64bytes array

**Values**

*Null terminated String, Max 63 characters*

**Comment**

Valid only when SYS\_MODE is Encoder.

**Side Effect**

**EVT\_EMAILPASS**

Set password for accessing SMTP server if authentication needed.

**Type** 64bytes array

**Values**

*Null terminated String, Max 63 characters*

**Comment**

Valid only when SYS\_MODE is Encoder.

**Side Effect**

**EVT\_EMAILDEST**

Set e-mail destination addresses for event recording.

**Type** 64bytes array

**Values**

*Null terminated String, Max 63 characters*

**Comment**

Valid only when SYS\_MODE is Encoder.

**Side Effect**

**EVT\_EMAILVATTACH**

Set whether attach video clip in the e-mail.

**Type** unsigned char

**Values**

- 0 Off
- 1 Primary Channel Video
- 2 Secondary Channel Video(H.264 only)
- 3 JPEG Capture

**Comment**

Valid only when SYS\_MODE is Encoder.

**Side Effect**

**EVT\_EMAILAUTHENT**

Do authentication procedure on SMTP server.

**Type** unsigned char

**Values**

- 0 Off
- 1 On

**Comment**

Valid only when SYS\_MODE is Encoder.

**Side Effect**

**EVT\_FTPSERVER**

Set FTP server address for event recording.

**Type** 64bytes array

**Values**

*Null terminated String, Max 63 characters*

**Comment**

Valid only when SYS\_MODE is Encoder.

**Side Effect**

**EVT\_FTPPORT**

Set port number of FTP server for event recording.

**Type** unsigned short

**Values**

1 ~ 65535 Port number

**Comment**

Valid only when SYS\_MODE is Encoder.

**Side Effect**

**EVT\_FTPID**

Set ID for accessing FTP server.

**Type** 64bytes array

**Values**

*Null terminated String, Max 63 characters*

**Comment**

Valid only when SYS\_MODE is Encoder.

**Side Effect**

**EVT\_FTPPASS**

Set password for accessing FTP server.

**Type** 64bytes array

**Values**

*Null terminated String, Max 63 characters*

**Comment**

Valid only when SYS\_MODE is Encoder.

**Side Effect**

**EVT\_EMAILPORT**

Set port number of SMTP server for event recording.

**Type** unsigned short

**Values**

1 ~ 65535 Port number

**Comment**

Valid only when SYS\_MODE is Encoder.

**Side Effect**

**EVT\_PRESETLOCALSENSOR\_1**

**EVT\_PRESETLOCALSENSOR\_2**

**EVT\_PRESETLOCALSENSOR\_3**

**EVT\_PRESETLOCALSENSOR\_4**

Set preset position on local sensor trigger

**Type** unsigned short

**Values**

0	No Preset
1 ~ 512	Preset #1 ~ #500

**Comment**

TCS-200 : EVT\_PRESETLOCALSENSOR\_1 and  
 EVT\_PRESETLOCALSENSOR\_2 are valid  
 TCAM series : EVT\_PRESETLOCALSENSOR\_1 is valid

**Side Effect**

**EVT\_PRESETREMOTESENSOR\_1**

**EVT\_PRESETREMOTESENSOR\_2**

**EVT\_PRESETREMOTESENSOR\_3**

**EVT\_PRESETREMOTESENSOR\_4**

Set preset position on remote sensor trigger

**Type** unsigned short

**Values**

0	No Preset
1 ~ 512	Preset #1 ~ #500

**Comment**

TCS-200 : EVT\_PRESETREMOTESENSOR\_1 and  
 EVT\_PRESETREMOTESENSOR\_2 are valid  
 TCAM series : EVT\_PRESETREMOTESENSOR\_1 is valid

**Side Effect**

**EVT\_PRESETLOCALLOSS**

**EVT\_PRESETREMOTELOSS**

Set preset position on local/remote video loss detection

**Type** unsigned short

**Values**

0	No Preset
---	-----------

1 ~ 512           Preset #1 ~ #500

**Comment**

Encoder: only EVT\_PRESETLOCALLOSS is valid

Decoder: only EVT\_PRESETREMOTELOSS is valid

**Side Effect**

**EVT\_PRESETLOCALMOTION**

**EVT\_PRESETREMOTEMOTION**

Set preset position on local/remote motion detection

**Type**                   unsigned short

**Values**

0                        No Preset

1 ~ 512                Preset #1 ~ #500

**Comment**

Encoder: only EVT\_PRESETLOCALMOTION is valid

Decoder: only EVT\_PRESETREMOTEMOTION is valid

**Side Effect**

**EVT\_PRESETDISCONNECT**

Set preset position on Link disconnection

**Type**                   unsigned short

**Values**

0                        No Preset

1 ~ 512                Preset #1 ~ #500

**Comment**

Encoder: when all connections with decoder/clients are lost

Decoder: when the connection to Encoder is lost

Duplex: when the connection to peer is lost

**Side Effect**

**EVT\_PRESETLOCALAUDIODETECTION**

**EVT\_PRESETREMOTEAUDIODETECTION**

Set preset position on local/remote audio detection

**Type**                   unsigned short

**Values**

0                        No Preset



1 ~ 512                  Preset #1 ~ #500

**Comment**

Encoder: only EVT\_PRESETLOCALAUDIODETECTION is valid

Decoder: only EVT\_PRESETREMOTEAUDIODETECTION is valid

**Side Effect**

**EVT\_PRESETLINECROSSING**

**EVT\_PRESETINTRUSION**

**EVT\_PRESETTAMPERING**

Set preset position on IVS Event.

**Type**                                  unsigned short

**Values**

0    No Preset

1 ~ 512                                  Preset #1 ~ #500

**Comment**

Encoder Only.

Need IVS License.

**Side Effect**

**EVT\_EMAILSENDER**

Set sender address for accessing SMTP server

**Type**                                  64bytes array

**Values**

*Null terminated String, Max 63 characters*

**Comment**

Valid only when SYS\_MODE is Encoder.

**Side Effect**

**EVT\_FTPCONTUPLOAD**

Set continuous upload of video via FTP

**Type**                                  unsigned char

**Values**

0    Disable

1    Enable

**Comment**

Valid only when SYS\_MODE is Encoder.

**Side Effect**

**EVT FTPCONTDURATION**

Set video capture duration when continuous upload is enabled.

**Type** unsigned short

**Values**

0 ~ 300 seconds

**Comment**

Valid only when SYS\_MODE is Encoder.

**Side Effect**

**EVT FTPCONTINTERVAL**

Set upload interval when continuous upload is enabled.

**Type** unsigned short

**Values**

0 ~ 3600 seconds

**Comment**

Valid only when SYS\_MODE is Encoder.

**Side Effect**

**EVT UPLOADVIDEO**

Set upload video type via FTP

**Type** unsigned char

**Values**

0	Primary Channel Video
1	Secondary Channel Video(H.264 only)
2	JPEG Capture

**Comment**

Valid only when SYS\_MODE is Encoder.

**Side Effect**

**EVT OSDLOCALSENSOR 1**

**EVT OSDLOCALSENSOR 2**

**EVT OSDLOCALSENSOR 3**

**EVT OSDLOCALSENSOR 4**

Set OSD Index on local sensor trigger

**Type** unsigned char

**Values**

0	Off
1	Event OSD 1
2	Event OSD 2
3	Event OSD 3
4	Event OSD 4

**Comment**

TCS-200 : EVT\_PRESETLOCALSENSOR\_1 and  
 EVT\_PRESETLOCALSENSOR\_2 are valid  
 TCAM series : EVT\_PRESETLOCALSENSOR\_1 is valid

**Side Effect**

**EVT OSDREMOTESENSOR 1**

**EVT OSDREMOTESENSOR 2**

**EVT OSDREMOTESENSOR 3**

**EVT OSDREMOTESENSOR 4**

Set OSD Index on Remote sensor trigger

**Type** unsigned char

**Values**

0	Off
1	Event OSD 1
2	Event OSD 2
3	Event OSD 3
4	Event OSD 4

**Comment**

TCS-200 : EVT\_PRESETREMOTESENSOR\_1 and  
 EVT\_PRESETREMOTESENSOR\_2 are valid  
 TCAM series : EVT\_PRESETREMOTESENSOR\_1 is valid

**Side Effect**

**EVT OSDLOCALLOSS**

**EVT OSDREMOTELOSS**

Set OSD Index on local/remote video loss detection

**Type** unsigned char

**Values**

0	Off
1	Event OSD 1
2	Event OSD 2
3	Event OSD 3
4	Event OSD 4

**Comment**

Encoder: only EVT\_PRESETLOCALLOSS is valid

Decoder: only EVT\_PRESETREMOTELOSS is valid

**Side Effect**

**EVT OSDLOCALMOTION**

**EVT OSDREMOTEMOTION**

Set OSD Index on local/remote motion detection

**Type** unsigned char

**Values**

0	Off
1	Event OSD 1
2	Event OSD 2
3	Event OSD 3
4	Event OSD 4

**Comment**

Encoder: only EVT\_PRESETLOCALMOTION is valid

Decoder: only EVT\_PRESETREMOTEMOTION is valid

**Side Effect**

**EVT OSDDISCONNECT**

Set OSD Index on Link disconnection

**Type** unsigned char

**Values**

0	Off
1	Event OSD 1
2	Event OSD 2
3	Event OSD 3
4	Event OSD 4

**Comment**

Encoder: when all connections with decoder/clients are lost

Decoder: when the connection to Encoder is lost

Duplex: when the connection to peer is lost

**Side Effect**

**EVT OSDLOCALAUDIODETECTION**

**EVT OSDREMOTEAUDIODETECTION**

Set OSD Index on local/remote audio detection

**Type** unsigned char

**Values**

0	Off
1	Event OSD 1
2	Event OSD 2
3	Event OSD 3
4	Event OSD 4

**Comment**

Encoder: only EVT\_PRESETLOCALAUDIODETECTION is valid

Decoder: only EVT\_PRESETREMOTEAUDIODETECTION is valid

**Side Effect**

**EVT OSDLINECROSSING**

**EVT OSDINTRUSION**

**EVT OSDTAMPERING**

Set OSD Index on IVS Event.

**Type** unsigned char

**Values**

0	Off
1	Event OSD 1
2	Event OSD 2
3	Event OSD 3
4	Event OSD 4

**Comment**

Encoder Only.

Need IVS License.

**Side Effect**

**EVT HTTPLOCALSENSOR 1**

**EVT HTTPLOCALSENSOR 2**

**EVT HTTPLOCALSENSOR 3**

**EVT HTTPLOCALSENSOR 4**

Set HTTP action Index on local sensor trigger

**Type** unsigned char

**Values**

0	Off
1	HTTP Action 1
2	HTTP Action 2
3	HTTP Action 3
4	HTTP Action 4

**Comment**

TCS-200 : EVT\_PRESETLOCALSENSOR\_1 and  
 EVT\_PRESETLOCALSENSOR\_2 are valid  
 TCAM series : EVT\_PRESETLOCALSENSOR\_1 is valid

**Side Effect**

**EVT HTTPREMOTESENSOR 1**

**EVT HTTPREMOTESENSOR 2**

**EVT HTTPREMOTESENSOR 3**

**EVT HTTPREMOTESENSOR 4**

Set HTTP action Index on Remote sensor trigger

**Type** unsigned char

**Values**

0	Off
1	HTTP Action 1
2	HTTP Action 2
3	HTTP Action 3
4	HTTP Action 4

**Comment**

TCS-200 : EVT\_PRESETREMOTESENSOR\_1 and  
 EVT\_PRESETREMOTESENSOR\_2 are valid  
 TCAM series : EVT\_PRESETREMOTESENSOR\_1 is valid

**Side Effect**

**EVT HTTPLOCALLOSS**

**EVT HTTPREMOTELOSS**

Set HTTP action Index on local/remote video loss detection

**Type** unsigned char

**Values**

0	Off
1	HTTP Action 1
2	HTTP Action 2
3	HTTP Action 3
4	HTTP Action 4

**Comment**

Encoder: only EVT\_PRESETLOCALLOSS is valid

Decoder: only EVT\_PRESETREMOTELOSS is valid

**Side Effect**

**EVT HTTPLOCALMOTION**

**EVT HTTPREMOTEMOTION**

Set HTTP action Index on local/remote motion detection

**Type** unsigned char

**Values**

0	Off
1	HTTP Action 1
2	HTTP Action 2
3	HTTP Action 3
4	HTTP Action 4

**Comment**

Encoder: only EVT\_PRESETLOCALMOTION is valid

Decoder: only EVT\_PRESETREMOTEMOTION is valid

**Side Effect**

**EVT HTTPDISCONNECT**

Set HTTP action Index on Link disconnection

**Type** unsigned char

**Values**

0	Off
1	HTTP Action 1

2	HTTP Action 2
3	HTTP Action 3
4	HTTP Action 4

**Comment**

Encoder: when all connections with decoder/clients are lost  
 Decoder: when the connection to Encoder is lost  
 Duplex: when the connection to peer is lost

**Side Effect**

**EVT HTTPLOCALAUDIODETECTION**

**EVT HTTPREMOTEAUDIODETECTION**

Set HTTP action Index on local/remote audio detection

**Type** unsigned char

**Values**

0	Off
1	HTTP Action 1
2	HTTP Action 2
3	HTTP Action 3
4	HTTP Action 4

**Comment**

Encoder: only EVT\_PRESETLOCALAUDIODETECTION is valid  
 Decoder: only EVT\_PRESETREMOTEAUDIODETECTION is valid

**Side Effect**

**EVT HTTPLINECROSSING**

**EVT HTTPINTRUSION**

**EVT HTTPPTAMPERING**

Set HTTP action Index on IVS Event.

**Type** unsigned char

**Values**

0	Off
1	HTTP Action 1
2	HTTP Action 2
3	HTTP Action 3
4	HTTP Action 4

**Comment**



Encoder Only.  
Need IVS License.

**Side Effect**

## 2.8 Display Configuration

### DIS\_LOCALSENSOR

### DIS\_REMOTESENSOR

Set whether status of local(remote) sensor is to be displayed on the monitor

**Type** unsigned char

**Values**

0	Off
1	On event
2	Always

**Comment**

Valid only when system mode is Decoder or Duplex.

**Side Effect**

### DIS\_MOTION

Set whether motion detection status is to be displayed on the monitor

**Type** unsigned char

**Values**

0	Off
1	On

**Comment**

Valid only when system mode is Decoder or Duplex.

**Side Effect**

### DIS\_SITEVIEW

System ID display on video output

**Type** unsigned char

**Values**

0	Off
1	Local // Display local(Decoder's) ID
2	Remote //Display remote(Encoder's) ID

**Comment**

Valid only when system mode is Decoder or Duplex.

**Side Effect**

**DIS SITEPOSITION**

Position of system ID display

**Type** unsigned char

**Values**

0	Bottom
1	Top

**Comment**

Valid only when system mode is Decoder or Duplex.

**Side Effect**

**DIS LEDVIEW**

Usage of Data LED

**Type** unsigned char

**Values**

0	Video
1	Audio
2	Serial

**Comment**

TCS-200 only

**Side Effect**

## 2.9 User Configuration

User configuration is supported only in HTTP API.

**USR DEL**

Delete user with user ID

**Type** String

**Values**

<i>User ID</i>	<i>max 15 characters</i>
----------------	--------------------------

**Comment**

Write-only

**Side Effect**

**String for HTTP API**

Write : USR\_DEL=UserID

**USR\_ADD**

Add new user

**Type** String (*UserID:Password:Priority*)

**Values**

*User ID and Password : max 15 characters*

*Priority*

0	admin
1	manager
2	user
3	guest

**Comment**

Write-only

**Side Effect**

**String for HTTP API**

Write : USR\_ADD=UserID:1234:2

**~~USR\_MODPASS~~**

~~Modify Password of the user~~

~~**Type** String (*UserID:OldPassword:NewPassword*)~~

~~**Values**~~

~~*User ID and Password : max 15 characters*~~

~~**Comment**~~

~~Write-only~~

~~**Side Effect**~~

~~**String for HTTP API**~~

~~Write : ~~USR\_MODPASS=UserID:1234:4321~~~~

**USR\_MODPRI**

Modify Priority of the user

**Type** String (*UserID:Priority*)

**Values**

*User ID : max 15 characters*

*Priority*

0	admin
1	manager
2	user
3	guest

**Comment**

Write-only

**Side Effect**

**String for HTTP API**

Write : USR\_MODPRI=UserID:1

**USR\_LIST**

Get all user list with User Id and Priority

**Type** String (*UserID1:Priority1:UserID2:Priority2:...*)

**Values**

*User ID : max 15 characters*

*Priority*

0	admin
1	manager
2	user
3	guest

**Comment**

Read-only

**Side Effect**

**String for HTTP API**

Read : USR\_LIST=admin:0:testuser:1:guest:3

**USR\_CHECKUSER**

Check ID and password and read privilege level of that user

**Type** String (*UserID:Password*)

*User ID and Password : max 15 characters*

**Comment**

Write-only

Do not use with other configuration values in a command.

**Side Effect**

**String for HTTP API**

Write : USR\_CHECKUSER=admin:1234

**Return**

USR\_CHECKUSER=0 // privilege level is 'Admin'  
 USR\_CHECKUSER=1 // privilege level is 'Manager'  
 USR\_CHECKUSER=2 // privilege level is 'User'  
 USR\_CHECKUSER=3 // privilege level is 'Guest'  
 USR\_CHECKUSER=E0 // Unknown user  
 USR\_CHECKUSER=E1 // Password Mismatch  
 USR\_CHECKUSER=E9 // Unknown error

## 2.10 Record Configuration

### REC\_ENABLE

Enable or disable recording

**Type** unsigned char

**Values**

0	Disable
1	Enable

**Comment**

Valid only when SYS\_MODE is Encoder.

**Side Effect**

System reboot only when set to enable.

### REC\_DISKTYPE

Read current disk status, only for HTTP API user.

**Type** String

**Values**

**Comment**

Valid only when SYS\_MODE is Encoder.  
 Read-only

**Side Effect**

**String for HTTP API**

Read : REC\_DISKTYPE=USB Disk available

### REC\_DISKSIZE

Read disk size, only for HTTP API user.

**Type** String

**Values**

**Comment**

Valid only when SYS\_MODE is Encoder.

Read-only

**Side Effect**

**String for HTTP API**

Read : REC\_DISKSIZE=230.25G

**REC DISKAVAILABLE**

Read available size, only for HTTP API user.

**Type** String

**Values**

**Comment**

Valid only when SYS\_MODE is Encoder.

Read-only

**Side Effect**

**String for HTTP API**

Read : REC\_DISKAVAILABLE=72.48G

**REC OVERWRITE**

Enable or disable overwrite

**Type** unsigned char

**Values**

0 Disable

1 Enable

**Comment**

Valid only when SYS\_MODE is Encoder.

**Side Effect**

**REC EVTTYPE1**

**REC EVTTYPE2**

**REC EVTTYPE3**

**REC EVTTYPE4**

Make event type for setting schedule table

**Type** unsigned char

**Values**

- 1 (0x01) Sensor 1
- 2 (0x02) Sensor 2 (TCS-200 only)
- 4 (0x04) Video Loss
- 8 (0x08) Motion Detection

Multiple events can be specified using bitwise OR-ing.

**Comment**

Valid only when SYS\_MODE is Encoder.

**Side Effect**

**String for HTTP API**

Read/Write : REC\_EVTTYPE1=6

**REC PRETIME**

**REC POSTTIME**

Set pre and post time for recording

**Type** unsigned char

**Values**

- 0 None
- 1 1 second
- 2 5 seconds
- 3 10 seconds
- 4 20 seconds
- 5 30 seconds

**Comment**

Valid only when SYS\_MODE is Encoder.

**Side Effect**

**String for HTTP API**

Read/Write : REC\_PRETIME=5

**REC SCHEDUN ~ REC SCHEDAT**

Recording schedule by day of the week and time

**Type** 32 bytes, array type

**Values**

*From Array[0] to Array[23] are valid. Only 24 digits are used in HTTP API  
 Array[0] represents 0:00:00 ~ 0:59:59, Array[1] represents 1:00:00 ~ 1:59:59*

Each value can be 0 ~ 6

0	Record Off
1	Continuous
2	Disconnect
3	Event Type1
4	Event Type2
5	Event Type3
6	Event Type4

**Comment**

Valid only when SYS\_MODE is Encoder.

**Side Effect**

**String for HTTP API**

Read/Write : REC\_SCHESUN=111133000044444444441111

**REC FORMAT**

Command disk format

**Type** No parameter

**Values**

**Comment**

Valid only when SYS\_MODE is Encoder.

Write-only

Do not use with other configuration values in a command.

**Side Effect**

System reboot

**REC MAXFILESIZE**

Set maximum file size for recording

**Type** unsigned char

**Values**

0	10 Mbytes
1	20 Mbytes
2	50 Mbytes
3	100 Mbytes
4	200 Mbytes

**Comment**

Valid only when SYS\_MODE is Encoder.



**Side Effect**

**String for HTTP API**

Read/Write : REC\_MAXFILESIZE=2

**REC\_DISKINFO**

Read DiskInfo

**Type**

**Values**

**Comment**

-1 : Error

**Side Effect**

**String for HTTP API**

Read : REC\_DISKINFO=0

**REC\_MANUALREC**

Set Manual record

**Type**

unsigned char

**Values**

0	Off
1	On

**Comment**

**Side Effect**

**REC\_MAXFILELENGTH**

Set Record File Max Length(Time)

**Type**

unsigned char

**Values**

Dependent on REC\_RECORDFILEFORMAT(0 or 2)

	<u>0 (AVI)</u>	<u>2 (MP4)</u>
0	1 Minute	1 Minute
1	5 Minutes	5 Minutes
2	10 Minute	10 Minutes
3	30 Minutes	30 Minutes
4	1 Hour	1 Hour
5	Unlimited	-

**Comment**

**Side Effect**

**REC BACKUPTOFTP**

Enable record Backup to FTP

**Type** unsigned char

**Values**

0	Off
1	On

**Comment**

**Side Effect**

**REC ERASEAFTERBACKUP**

Enable erase after ftp backup

**Type** unsigned char

**Values**

0	Off
1	On

**Comment**

**Side Effect**

**REC STARTBACKUP**

Set Start Time of Backup Data

**Type** JY\_Time\_Type (8bytes), See SYS\_STARTTIME

**Values**

**Comment**

**Side Effect**

**String for HTTP API**

Write :	REC_STARTBACKUP=2008/04/08%2016:14:30
Read :	REC_STARTBACKUP =2008/04/08 16:14:30

**REC RECORDVIDEO**

Select Video(Primary, Secondary#1 ~ Secondary#3)

**Type** unsigned char

**Values**

0	Primary
1	Secondary#1

2	Secondary#2
3	Secondary#3
<b>Comment</b>	
<b>Side Effect</b>	

### **REC RECORDFILEFORMAT**

Select Record File Format

<b>Type</b>	unsigned char
<b>Values</b>	
0	AVI
2	MP4
<b>Comment</b>	
<b>Side Effect</b>	

## 2.11 PTZ Configuration

### **PTZ AUTOPARKINGTIME**

Set auto parking time of speed dome camera.

<b>Type</b>	unsigned short
<b>Values</b>	
0	off
1 ~ 3600	Seconds
<b>Comment</b>	
<b>Applied Model</b>	
<b>Side Effect</b>	

### **PTZ AUTOPARKINGACTION**

Set auto parking action of speed dome camera.

<b>Type</b>	unsigned short
<b>Values</b>	
0	none
1 ~ 500	preset-1 ~ preset-500(except 131~134, 141~148, 151~158, 161~162, 167, 174~175, 177~179)
131~134	pattern-1~pattern-4
141~148	swing-1~ swing-8

151~158 group-1~group-8

**Comment**

**Applied Model**

**Side Effect**

**PTZ\_AUTOPARKINGACTION1**

**PTZ\_AUTOPARKINGACTION2**

**PTZ\_AUTOPARKINGACTION3**

**PTZ\_AUTOPARKINGACTION4**

Set auto parking action.

**Type** unsigned short

**Values**

0	none
1 ~ 500	preset-1 ~ preset-500(except 131~134, 141~148, 151~158, 161~162, 167, 174~175, 177~179)
131~134	pattern-1~pattern-4
141~148	swing-1~ swing-8
151~158	group-1~group-8

**Comment**

**Applied Model**

**Side Effect**

**PTZ\_GROUPxxACTIONyy**

Set group action of speed dome camera.

xx :group number (00~07)

yy :index number in the group (00~19)

**Type** unsigned short

**Values**

0	none
1 ~ 500	preset-1 ~ preset-500(except 131~134, 141~148, 151~158, 161~162, 167, 174~175, 177~179)
131~134	pattern-1~pattern-4
141~148	swing-1~ swing-8

**Comment**

**Applied Model**

**Side Effect**

**PTZ\_GROUPxxDWELLyy**

Set group dwell time of speed dome camera.

xx :group number (00~07)

yy :index number in the group (00~19)

**Type** unsigned char

**Values**

0 ~ 255 seconds

**Comment**

**Applied Model**

**Side Effect**

**PTZ\_GROUPxxOPTIONyy**

Set group option of speed dome camera.

xx :group number (00~07)

yy :index number in the group (00~19)

**Type** unsigned char

**Values**

0 ~ 255 speed when action is preset, repeat when others

**Comment**

**Applied Model**

**Side Effect**

**PTZ\_GROUPxxENABLEyy**

Set group enable of speed dome camera.

xx :group number (00~07)

yy :index number in the group (00~19)

**Type** unsigned char

**Values**

0 disable

1 enable

**Comment**

**Applied Model**

**Side Effect**

**PTZ\_GroupxxWITHTRACKING**

Enable Simultaneous Action With Motion Tracking in Group.

**Type** unsigned char

**Values**

0 Off

1 On

**Comment**

**Applied Model**

**Side Effect**

**PTZ\_SWINGENABLExx**

Set swing enable of speed dome camera.

xx :swing number (00~07)

**Type** unsigned char

**Values**

0 disable

1 enable

**Comment**

**Applied Model**

**Side Effect**

**PTZ\_SWING1STPOSxx**

Set swing 1st position of speed dome camera.

xx :swing number (00~07)

**Type** unsigned char

**Values**

0 ~ 128 preset number

**Comment**

**Applied Model**

**Side Effect**

**PTZ\_SWING2NDPOSxx**

Set swing 2nd position of speed dome camera.

xx :swing number (00~07)

**Type** unsigned char

**Values**

0 ~ 128            preset number

**Comment**

**Applied Model**

**Side Effect**

**PTZ SWINGSPEEDxx**

Set swing speed of speed dome camera.

xx :swing number (00~07)

**Type**                            unsigned char

**Values**

0 ~ 255            speed

**Comment**

**Applied Model**

**Side Effect**

**PTZ PTCondTime**

Set PresetTour RecurringTime.(PTZ Group#8)

**Type**                            unsigned int

**Values**

0 ~ 10000

**Comment**

Group #8 is dedicated to ONVIF PresetTour.

**Applied Model**

**Side Effect**

**PTZ PTCondDuration**

Set PresetTour Recurring Duration.(PTZ Group#8)

**Type**                            unsigned int

**Values**

0 ~ 10000            sec

**Comment**

Group #8 is dedicated to ONVIF PresetTour.

**Applied Model**

**Side Effect**

**PTZ PTName**

Set PresetTour Name.(PTZ Group#8)

**Type** 32bytes array**Values***Null terminated String, Max 30 characters.***Comment**

Group #8 is dedicated to ONVIF PresetTour.

**Applied Model****Side Effect****PTZ ExtPTZAddr**

Set PTZ Camera IP Address

**Type** 32bytes array**Values***IP address* Big-endian**Comment****Applied Model****Side Effect****PTZ ExtPTZHttpPort**

Set PTZ Camera http port

**Type** unsigned short**Values***1 ~ 65535* Port number**Comment****Applied Model****Side Effect****PTZ ExtPTZBasePort**

Set PTZ Camera base port

**Type** unsigned short**Values***1 ~ 65535* Port number**Comment****Applied Model****Side Effect**



**PTZ ExtPTZUse**

Use PTZ Linkage

**Type** unsigned char

**Values**

0 Off

1 On

**Comment**

**Applied Model**

**Side Effect**

**PTZ ExtPTZCentering**

Set centering

**Type** unsigned char

**Values**

0 Off

1 On

**Comment**

**Applied Model**

**Side Effect**

**PTZ ExtPTZDragandZoom**

Set Drag and Zoom

**Type** unsigned char

**Values**

0 Off

1 On

**Comment**

**Applied Model**

**Side Effect**

**PTZ ExtPTZAutoMode**

Set Auto Mode

**Type** unsigned char

**Values**

0 Off

1	Motion based
2	IVS based

**Comment**

**Applied Model**

**Side Effect**

**PTZ ExtPTZZoomEffective**

Set Zoom enable at auto

**Type** unsigned char

**Values**

0	Off
1	On

**Comment**

**Applied Model**

**Side Effect**

**PTZ ExtPTZPauseDuration**

Set Pause Duration at Auto

**Type** unsigned char

**Values**

0 ~ 255	sec
---------	-----

**Comment**

**Applied Model**

**Side Effect**

## 2.12 Camera Configuration

**CAM SONY WBMode**

White balance mode of Sony Zoom Module applied camera

**Type** unsigned char

**Values**

0	Auto
1	Manual
2	Indoor
3	Outdoor

4	Outdoor Auto
5	ATW
6	Sodium Lamp Auto (SE600 only)
7	Sodium Lamp (SE600 only)

**Comment**

4 Config Set are supported

**Applied Model**

**Side Effect**

**CAM\_SONY\_RGain**

**CAM\_SONY\_BGain**

Red/Blue gain of Sony Zoom Module applied camera

**Type** unsigned char

**Values**

0 ~ 255

**Comment**

4 Config Set are supported

**Applied Model**

**Side Effect**

**CAM\_SONY\_AEMode**

Auto Exposure mode of Sony Zoom Module applied camera

**Type** unsigned char

**Values**

0	Full Auto
1	Manual
2	Shutter Priority
3	Iris Priority
4	Brightness

**Comment**

4 Config Set are supported

**Applied Model**

**Side Effect**

**CAM\_SONY\_DSSMode**

DSS mode of Sony Zoom Module applied camera

**Type** unsigned char

**Values**

0	Off
1	Auto

**Comment**

4 Config Set are supported

**Applied Model**

**Side Effect**

**CAM\_SONY\_DSSLimit**

DSS Limit of Sony Zoom Module applied camera

**Type** unsigned char

**Values**

0	1/30
1	1/15
2	1/8
3	1/4
4	1/2
5	1/1

**Comment**

4 Config Set are supported

**Applied Model**

**Side Effect**

**CAM\_SONY\_DN**

Day&Night mode of Sony Zoom Module applied camera

**Type** unsigned char

**Values**

0	Day (Color)
1	Night (B/W)
2	Auto
3	<i>External Sensor</i>

**Comment**

4 Config Set are supported

**Applied Model**

**Side Effect**

### **CAM SONY DN Threshold**

Night to Day transition threshold of Sony Zoom Module applied camera

**Type** unsigned char

**Values**

*Group1\* : 0 ~ 255*

*Group2\* : 0 ~ 30*

*Group3\* : 0 ~ 16*

*Group4\* : 0 ~ 28*

**Comment**

4 Config Set are supported

Group1 : P4, P5 Model

Group2 : SE600 Module(except Group1)

Group3 : EV7500 or EV7300 or EV7310 or EV7520 or EV7320 or EV7517 or EV7317 Module(except Group1)

Group4 : etc

**Applied Model**

**Side Effect**

### **CAM SONY ND Threshold**

Day to Night transition threshold of Sony Zoom Module applied camera

**Type** unsigned char

**Values**

*Group1\* : 0 ~ 255*

*Group2\* : 0 ~ 30*

*Group3\* : 0 ~ 16*

*Group4\* : 0 ~ 28*

**Comment**

4 Config Set are supported

Group1 : P4, P5 Model

Group2 : SE600 Module(except Group1)

Group3 : EV7500 or EV7300 or EV7310 or EV7520 or EV7320 or EV7517 or EV7317 Module(except Group1)

Group4 : etc

**Applied Model**

**Side Effect**

**CAM SONY FLIP**

Image Flip of Sony Zoom Module applied camera

**Type** unsigned char

**Values**

0	Off
1	On

**Comment**

4 Config Set are supported

**Applied Model**

**Side Effect**

**CAM SONY DZ**

Digital Zoom of Sony Zoom Module applied camera

**Type** unsigned char

**Values**

0	Off
1	On

**Comment**

4 Config Set are supported

**Applied Model**

**Side Effect**

**CAM SONY WDR**

WDR of Sony Zoom Module applied camera

**Type** unsigned char

**Values**

	<i>Group1*</i>	<i>Group2*</i>
0	Off	Off
1	VE On	On

**Comment**

4 Config Set are supported

Group1 : EV7310 or EV7517 or EV7317

Group2 : etc.

**Applied Model**

**Side Effect**

**CAM\_SONY\_BLC**

Back Light Compensation of Sony Zoom Module applied camera

**Type** unsigned char

**Values**

0	Off
1	On

**Comment**

4 Config Set are supported

**Applied Model**

**Side Effect**

**CAM\_SONY\_Brightness**

Brightness of Sony Zoom Module applied camera

**Type** unsigned char

**Values**

0 ~ 31

**Comment**

4 Config Set are supported

**Applied Model**

**Side Effect**

**CAM\_SONY\_Iris**

Iris of Sony Zoom Module applied camera

**Type** unsigned char

**Values**

	<i>Group1*</i>	<i>Group2*</i>
0	CLOSE	CLOSE
1	F19	-
2	F16	-
3	F14	-
4	F11	-
5	F9.6	F14
6	F8.0	F11
7	F6.8	F9.6

8	F5.6	F8.0
9	F4.8	F6.8
10	F4.0	F5.6
11	F3.4	F4.8
12	F2.8	F4.0
13	F2.4	F3.4
14	F2.0	F2.8
15	F1.6	F2.4
16	F1.4	F2.0
17	F1.2	F1.6

**Comment**

4 Config Set are supported

Group1 : SE600 Module

Group2 : etc.

**Applied Model**

**Side Effect**

**CAM SONY Shutter**

Shutter of Sony Zoom Module applied camera

**Type** unsigned char

**Values**

	<i>Group1*</i>	<i>Group2*</i>
0	1/2	1/2
1	1/4	1/4
2	1/8	1/8
3	1/15	1/15
4	1/30	1/25
5	1/60	1/50
6	1/90	1/75
7	1/100	1/100
8	1/125	1/120
9	1/180	1/150
10	1/250	1/215
11	1/350	1/300
12	1/500	1/425



13	1/725	1/600
14	1/1000	1/1000
15	1/1500	1/1250
16	1/2000	1/1750
17	1/3000	1/2500
18	1/4000	1/3500
19	1/6000	1/6000
20	1/10000	1/10000

**Comment**

4 Config Set are supported

Group1 : NTSC

Group2 : PAL

**Applied Model**

**Side Effect**

**CAM SONY Gain**

Gain of Sony Zoom Module applied camera

**Type**

unsigned char

**Values**

	<i>Group1*</i>	<i>Group2*</i>	<i>Group3*</i>	<i>Group4*</i>
0	-3 dB	-	-	-
1	0 dB	0 dB	0 dB	0 dB
2	3 dB	3.5 dB	3.4 dB	2 dB
3	6 dB	7 dB	6.8 dB	4 dB
4	9 dB	10.5 dB	10.2 dB	6 dB
5	12 dB	14 dB	13.7 dB	8 dB
6	15 dB	17.4 dB	17.1 dB	10 dB
7	18 dB	20.9 dB	20.5 dB	12 dB
8	-	24.4 dB	23.9 dB	14 dB
9	-	27.9 dB	27.3 dB	16 dB
10	-	31.4 dB	30.7 dB	18 dB
11	-	34.9 dB	34.1 dB	20 dB
12	-	38.4 dB	37.5 dB	22 dB
13	-	41.9 dB	41 dB	24 dB
14	-	45.3 dB	44.4 dB	26 dB

15 - 48.8 dB 47.8 dB 28 dB

**Comment**

4 Config Set are supported

Group1 : X10S

Group2 : EV7300

Group3 : EV7310 or EV7520 or EV7320 or EV7517 or EV7317

Group4 : etc.

**Applied Model**

**Side Effect**

**CAM SONY APT LEVEL**

Aperture Level of Sony Zoom Module applied camera

**Type** unsigned char

**Values**

Group1\* : 0 ~ 15

Group2\* : 0 ~ 255

**Comment**

4 Config Set are supported

Group1 : EH6300(Old Version) Module

Group2 : etc.

**Applied Model**

**Side Effect**

**CAM SONY MIRROR**

Mirror of Sony Zoom Module applied camera

**Type** unsigned char

**Values**

0 Off

1 On

**Comment**

4 Config Set are supported

**Applied Model**

**Side Effect**

**CAM\_SONY\_NR**

Noise Reduction of Sony Zoom Module applied camera

**Type** unsigned char

**Values**

0	Off
1 ~ 5	Level1 ~ Level5

**Comment**

4 Config Set are supported

**Applied Model**

Except EV7520, EV7320, EV7517 and EV7317

**Side Effect**

**CAM\_SONY\_MinFocusLength**

Min Focus Length of Sony Zoom Module applied camera

**Type** unsigned char

**Values**

	<i>Group1*</i>	<i>Group2*</i>	<i>Group3*</i>
0	1cm	1cm	1cm
1	8cm	11cm	5cm
2	30cm	30cm	10cm
3	1m	0.8m	30cm
4	1.23m	1.2m	1m
5	1.5m	1.4m	1.2m
6	1.85m	1.65m	1.5m
7	2.3m	2.0m	2m
8	2.9m	2.5m	3m
9	3.7m	3.1m	5m
10	4.9m	4.2m	10m
11	7m	6m	
12	11m	10m	
13	25m	20m	

**Comment**

4 Config Set are supported

**Applied Model**

EH6300, EH6500, EV7500, EV7300, EV7310, EV7520, EV7320,  
EV7517, EV7317, EH3300, EH3400, EH3150

Group 1 : EH6300 or EH6500 or EV7300 or EV7310 or EV7520 or EV7320 or EV7517 or EV7317

Group 2 : EV7500

Group 3 : EH3300 or EH3400 or EH3150

**Side Effect**

**CAM\_SONY\_IS**

Image Stabilizer of Sony Zoom Module applied camera

**Type** unsigned char

**Values**

0	Off
1	On

**Comment**

4 Config Set are supported

**Applied Model**

EH3400, EH6500, EV7500, EV7300

**Side Effect**

**CAM\_SONY\_GammaMode**

Gamma Mode of Sony Zoom Module applied camera

**Type** unsigned char

**Values**

0	Standard
1	Straight
2	Low
3	Middle
4	High
5	Normal
6	256 steps

**Comment**

4 Config Set are supported

**Applied Model**

**Side Effect**

**CAM\_SONY\_GammaOffset**

Gamma Offset of Sony Zoom Module applied camera

**Type** unsigned char  
**Values**  
 -16 ~ 64  
**Comment**  
**Applied Model**  
 EV7500, EV7300, EV7310, EV7520, EV7320, EV7517, EV7317  
**Side Effect**

**CAM SONY Gamma256stepsPlus**

**CAM SONY Gamma256stepsMinus**

Gamma 256 steps Plus/Minus of Sony Zoom Module applied camera

**Type** unsigned char  
**Values**  
 0 ~ 255  
**Comment**  
 4 Config Set are supported  
**Applied Model**  
**Side Effect**

**CAM SONY AFSensitivity**

Auto Focus Sensitivity of Sony Zoom Module applied camera

**Type** unsigned char  
**Values**  
 0 Normal  
 1 Low  
**Comment**  
**Applied Model**  
**Side Effect**

**CAM SONY DefogMode**

Defog Mode of Sony Zoom Module applied camera

**Type** unsigned char  
**Values**  
 0 Off  
 1 Low  
 2 Middle

3 High

**Comment**

**Applied Model**

EV7500, EV7300, EV7310, EV7520, EV7320, EV7517, EV7317

**Side Effect**

**CAM SONY ColorGain**

Color Gain of Sony Zoom Module applied camera

**Type** unsigned char

**Values**

Group 1\* 0 ~ 14

Group 2\* 0 ~ 255

**Comment**

**Applied Model**

Group 1 : EH6300

Group 2 : except EH6300(Old Version)

**Side Effect**

**CAM SONY ColorHue**

Color Hue of Sony Zoom Module applied camera

**Type** unsigned char

**Values**

EH6300 Old Version

Group 1\* 0 ~ 14

Group 2\* 0 ~ 255

**Comment**

**Applied Model**

Group 1 : EH6300

Group 2 : except EH6300(Old Version)

**Side Effect**

**CAM SONY HighSensitivity**

High Sensitivity of Sony Zoom Module applied camera

**Type** unsigned char

**Values**

0 Off

1 On

**Comment**

**Applied Model**

EV7500, EV7300, EV7310, EV7520, EV7320, EV7517, EV7317

**Side Effect**

**CAM\_SONY\_MinimumShutterMode**

Minimum Shutter Mode of Sony Zoom Module applied camera

**Type** unsigned char

**Values**

0 Off  
1 On

**Comment**

**Applied Model**

EV7300, EV7310, EV7520, EV7320, EV7517, EV7317

**Side Effect**

**CAM\_SONY\_MinimumShutterLimit**

Minimum Shutter Limit of Sony Zoom Module applied camera

**Type** unsigned char

**Values**

	Group 1*	Group 2*
5	1/25	1/30
6	1/50	1/60
7	1/75	1/90
8	1/100	1/100
9	1/120	1/125
10	1/150	1/180
11	1/215	1/250
12	1/300	1/350
13	1/425	1/500
14	1/600	1/725
15	1/1000	1/1000
16	1/1250	1/1500
17	1/1750	1/2000
18	1/2500	1/3000

19	1/3500	1/4000
20	1/6000	1/6000
21	1/10000	1/10000

**Comment**

**Applied Model**

EV7300, EV7310, EV7520, EV7320, EV7517, EV7317

Group1 : PAL

Group2 : NTSC

**Side Effect**

**CAM\_SONY\_HighlightCorrectionMode**

High Light Correction Mode of Sony Zoom Module applied camera

**Type** unsigned char

**Values**

0	Off
1	Low
2	Middle
3	High

**Comment**

**Applied Model**

EV7300, EV7310, EV7520, EV7320, EV7517, EV7317

**Side Effect**

**CAM\_SONY\_HighlightCorrectionMaskLevel**

High Light Correction Mask Level of Sony Zoom Module applied camera

**Type** unsigned char

**Values**

0	Off
1 ~ 15	Level 1 ~ Level 15

**Comment**

**Applied Model**

EV7300, EV7310, EV7520, EV7320, EV7517, EV7317

**Side Effect**



**CAM SONY ExposureCompensationMode**

Exposure Compensation Mode of Sony Zoom Module applied camera

**Type** unsigned char

**Values**

0	Off
1	On

**Comment**

**Applied Model**

**Side Effect**

**CAM SONY ExposureCompensationLevel**

Exposure Compensation Level of Sony Zoom Module applied camera

**Type** unsigned char

**Values**

0 ~ 255

**Comment**

**Applied Model**

**Side Effect**

**CAM SONY 2DNR**

2D Noise Reduction of Sony Zoom Module applied camera

**Type** unsigned char

**Values**

0	Off
1 ~ 5	1 ~ 5

**Comment**

**Applied Model**

Except EV7520, EV7320, EV7517, EV7317

**Side Effect**

**CAM SONY 3DNR**

3D Noise Reduction of Sony Zoom Module applied camera

**Type** unsigned char

**Values**

0	Off
1 ~ 5	1 ~ 5

**Comment**

**Applied Model**

Except EV7520, EV7320, EV7517, EV7317

**Side Effect**

**CAM SONY ChromaSuppress**

Chroma Suppress of Sony Zoom Module applied camera

**Type** unsigned char

**Values**

0	Off
1 ~ 3	Level 1 ~ 3

**Comment**

**Applied Model**

**Side Effect**

**CAM SONY WDRDisplayBrightness**

WDR Display Brightness of Sony Zoom Module applied camera

**Type** unsigned char

**Values**

0	Dark
1 ~ 5	1 ~ 5
6	Bright

**Comment**

**Applied Model**

EV7500, EV7300, EV7310, EV7520, EV7320, EV7517, EV7317

**Side Effect**

**CAM SONY WDRBrightnessCompSel**

WDR Brightness Comp Sel of Sony Zoom Module applied camera

**Type** unsigned char

**Values**

0	Very Dark
1	Dark
2	Standard
3	Bright

**Comment**

**Applied Model**

EV7500, EV7300, EV7310, EV7520, EV7320, EV7517, EV7317

**Side Effect**

**CAM\_SONY\_WDRCompLevel**

WDR Comp Level of Sony Zoom Module applied camera

**Type** unsigned char

**Values**

0	Low
1	Middle
2	High

**Comment**

**Applied Model**

EV7500, EV7300, EV7310, EV7520, EV7320, EV7517, EV7317

**Side Effect**

**CAM\_SONY\_FocusOffset**

Focus Offset of Sony Zoom Module applied camera

**Type** unsigned char

**Values**

0 ~ 255

**Comment**

**Applied Model**

**Side Effect**

**CAM\_SONY\_ZoomLimit**

Zoom Limit of Sony Zoom Module applied camera

**Type** unsigned char

**Values**

	Group 1*	Group 2*	Group 3*	Group 4*	Group 5*
0	x30.0	x20.0	x28.0	x20.0	x12.0
1	x25.5	x15.8	x22.8	x17.3	x10.5
2	x22.7	x13.6	x19.8	x15.4	x9.3
3	x20.7	x11.9	x17.6	x14.0	x8.3
4	x19.1	x10.6	x15.9	x12.7	x7.5
5	x17.8	x9.5	x14.4	x11.6	x6.7

6	x16.7	x8.6	x13.1	x10.6	x6.0
7	x15.7	x7.8	x11.9	x9.7	x5.4
8	x14.8	x7.0	x10.8	x8.9	x4.9
9	x14.0	x6.4	x9.8	x8.1	x4.5
10	x13.2	x5.8	x8.9	x7.4	x4.0
11	x12.5	x5.3	x8.1	x6.8	x3.7
12	x11.8	x4.9	x7.4	x6.2	x3.4
13	x11.2	x4.5	x6.8	x5.7	x3.1
14	x10.6	x4.1	x6.2	x5.3	x2.8
15	x10.0	x3.8	x5.7	x4.9	x2.6
16	x9.5	x3.5	x5.3	x4.5	x2.4

**Comment**

**Applied Model**

Group 1 : EV7500 or EV7520 or EV7517 or EH6500

Group 2 : EH6300 or EV7300 or EV7310 or EV7320 or EV7317

Group 3 : EH3400

Group 4 : EH3300

Group 5 : EH3150

**Side Effect**

**CAM\_HITACHI\_WBMode**

White Balance Mode of Hitachi Zoom Module applied camera

**Type** unsigned char

**Values**

- 0 Auto Normal
- 1 Manual
- 2 Auto Sodium
- 3 Auto Mercury

**Comment**

4 Config Set are supported

**Applied Model**

**Side Effect**

**CAM\_HITACHI\_RGain**

**CAM\_HITACHI\_BGain**

Red/Blue gain of Hitachi Zoom Module applied camera

**Type** unsigned char

**Values**

0 ~ 255

**Comment**

4 Config Set are supported

**Applied Model**

**Side Effect**

### **CAM HITACHI AEMode**

Auto Exposure Mode of Hitachi Zoom Module applied camera

**Type** unsigned char

**Values**

0	Program AE
1	Program AER1 [IR Remove-1]
2	Program AER2 [IR Remove-2]
3	Program AE+ (DSS)
4	Program AER+1 (DSS) [IR Remove-1]
5	Program AER+2 (DSS) [IR Remove-2]
6	Program AER+3 (DSS) [IR Remove-3]
7	Shutter Priority
8	Exposure Priority
9	AGC priority

**Comment**

4 Config Set are supported

**Applied Model**

**Side Effect**

### **CAM HITACHI DSSLimit**

DSS Limit of Hitachi Zoom Module applied camera

**Type** unsigned char

**Values**

	<i>Group 1*</i>	<i>Group 2*</i>	<i>Group 3*</i>	<i>Group 4*</i>
0	1/25	1/30	-	-
1	1/15	1/15	1/25	1/30
2	1/8	1/8	1/12	1/15
3	1/4	1/4	1/6	1/8

4	-	-	1/3	1/4
5	-	-	1/1.5	1/2

**Comment**

4 Config Set are supported

Group 1 : SC120 + PAL

Group 2 : SC120 + NTSC

Group 3 : SC221 + PAL

Group 4 : SC221 + NTSC

**Applied Model**

**Side Effect**

**CAM HITACHI ICR**

ICR of Hitachi Zoom Module applied camera

**Type** unsigned char

**Values**

0 Off

1 On

**Comment**

4 Config Set are supported

**Applied Model**

**Side Effect**

**CAM HITACHI FLIP**

Image Flip of Hitachi Zoom Module applied camera

**Type** unsigned char

**Values**

0 Off

1 Reverse

2 Mirror

3 V Invert

**Comment**

4 Config Set are supported

**Applied Model**

**Side Effect**

**CAM\_HITACHI\_WDR**

WDR of Hitachi Zoom Module applied camera

**Type** unsigned char

**Values**

0 Off

1 On

**Comment**

4 Config Set are supported

**Applied Model**

**Side Effect**

**CAM\_HITACHI\_BLCMode**

BLC Mode of Hitachi Zoom Module applied camera

**Type** unsigned char

**Values**

0 Off

1 On

**Comment**

4 Config Set are supported

**Applied Model**

**Side Effect**

**CAM\_HITACHI\_BLC\_LEVEL**

BLC Level of Hitachi Zoom Module applied camera

**Type** unsigned char

**Values**

0 ~ 255

**Comment**

4 Config Set are supported

**Applied Model**

**Side Effect**

**CAM\_HITACHI\_Exposure**

Exposure of Hitachi Zoom Module applied camera

**Type** unsigned char

**Values**

	<i>Group 1*</i>	<i>Group 2*</i>
0	F1.6	F1.6
1	F2.2	F2.2
2	F3.2	F3.2
3	F4.4	F4.5
4	F6.4	F6.4
5	F8.8	F9.0
6	F12	F12.8
7	F17	F18.1
8	F24	F25.6
9	F34	F36.2

**Comment**

4 Config Set are supported

Group 1 : SC120

Group 2 : SC221

**Applied Model**

**Side Effect**

**CAM HITACHI Shutter**

Shutter speed of Hitachi Zoom Module applied camera

**Type** unsigned char

**Values**

	<i>Group 1*</i>	<i>Group 2*</i>	<i>Group 3*</i>
0	1/4	1/1.5	1/2
1	1/8	1/3	1/4
2	1/15	1/6	1/8
3	1/30	1/12	1/15
4	1/50	1/25	1/30
5	1/60	1/50	1/60
6	1/100	1/100	1/100
7	1/120	1/120	1/120
8	1/180	1/150	1/180
9	1/250	1/250	1/250
10	1/500	1/500	1/500
11	1/1000	1/1000	1/1000



12	1/2000	1/2000	1/2000
13	1/4000	1/4000	1/4000
14	1/10000	1/10000	1/10000
15	-	1/30000	1/30000
255	-	1/0.75	1/1

**Comment**

4 Config Set are supported

Group 1 : SC120

Group 2 : SC221 + PAL

Group 3 : SC221 + NTSC

**Applied Model**

**Side Effect**

**CAM HITACHI AGC**

AGC of Hitachi Zoom Module applied camera

**Type** unsigned char

**Values**

0	0 dB
1	6 dB
2	12 dB
3	18 dB
4	24 dB
5	30 dB

**Comment**

4 Config Set are supported

**Applied Model**

**Side Effect**

**CAM HITACHI AFTType**

Auto Focus Type of Hitachi Zoom Module applied camera

**Type** unsigned char

**Values**

0	Off
1	Type A
2	Type A&B

3 Type C

**Comment**

4 Config Set are supported

**Applied Model**

**Side Effect**

**CAM\_HITACHI\_MinFocusLength**

Minimum Focus Length of Hitachi Zoom Module applied camera

**Type** unsigned char

**Values**

0	1 cm
1	10 cm
2	30 cm
3	100 cm
4	150 cm
5	300 cm

**Comment**

4 Config Set are supported

**Applied Model**

**Side Effect**

**CAM\_HITACHI\_FNRMode**

FNR Mode of Hitachi Zoom Module applied camera

**Type** unsigned char

**Values**

0	Off
1	On

**Comment**

4 Config Set are supported

**Applied Model**

**Side Effect**

**CAM\_HITACHI\_FNRValue**

FNR Value of Hitachi Zoom Module applied camera

**Type** unsigned char

**Values**

0	Auto-Weak
1	Auto-Medium
2	Auto-Strong
3	Manual-Fix

**Comment**

4 Config Set are supported

**Applied Model**

**Side Effect**

**CAM\_HITACHI\_FNRLevel**

FNR Level of Hitachi Zoom Module applied camera

**Type** unsigned char

**Values**

0 ~ 15

**Comment**

4 Config Set are supported

**Applied Model**

**Side Effect**

**CAM\_HITACHI\_YKnee**

YKnee of Hitachi Zoom Module applied camera

**Type** unsigned char

**Values**

0 ~ 127

**Comment**

4 Config Set are supported

**Applied Model**

**Side Effect**

**CAM\_HITACHI\_AFOnePushMode**

AF One Push Mode of Hitachi Zoom Module applied camera

**Type** unsigned char

**Values**

0	Off
1	On

**Comment**

4 Config Set are supported

**Applied Model**

**Side Effect**

**CAM\_HITACHI\_ICRColor**

ICR Color of Hitachi Zoom Module applied camera

**Type** unsigned char

**Values**

0	B/W
1	Color

**Comment**

4 Config Set are supported

**Applied Model**

**Side Effect**

**CAM\_HITACHI\_IRCurve**

IR Curve of Hitachi Zoom Module applied camera

**Type** unsigned char

**Values**

0	Visible
1	950 nm
2	850 nm

**Comment**

4 Config Set are supported

**Applied Model**

**Side Effect**

**CAM\_HITACHI\_ICRThres**

ICR Threshold of Hitachi Zoom Module applied camera

**Type** unsigned char

**Values**

0 ~ 152

**Comment**

4 Config Set are supported

**Applied Model**

**Side Effect**

**CAM HITACHI WDRAuto**

WDR Auto of Hitachi Zoom Module applied camera

**Type** unsigned char

**Values**

0	Auto
1	Manual

**Comment**

4 Config Set are supported

**Applied Model**

**Side Effect**

**CAM HITACHI WDRAutoMode**

WDR Auto Mode of Hitachi Zoom Module applied camera

**Type** unsigned char

**Values**

0	WDR(offset)
1	ADWDR(offset)
2	Offset

**Comment**

4 Config Set are supported

**Applied Model**

**Side Effect**

**CAM HITACHI RatioLevel**

Ratio Level of Hitachi Zoom Module applied camera

**Type** unsigned char

**Values**

0 ~ 128

**Comment**

4 Config Set are supported

**Applied Model**

**Side Effect**

**CAM HITACHI HiSpeedShutterSpeed**

Hi Speed Shutter Speed of Hitachi Zoom Module applied camera

**Type** unsigned char

**Values**

0 ~ 134

**Comment**

4 Config Set are supported

**Applied Model**

**Side Effect**

**CAM HITACHI IrisLevelOffsetData**

Iris Level Offset Data of Hitachi Zoom Module applied camera

**Type** unsigned char

**Values**

0 ~ 102

**Comment**

4 Config Set are supported

**Applied Model**

**Side Effect**

**CAM HITACHI DZ**

Digital Zoom of Hitachi Zoom Module applied camera

**Type** unsigned char

**Values**

0 Off

1 On

**Comment**

**Applied Model**

4 Config Set are supported

*HITACHI\_SC221 only*

**Side Effect**

**CAM HITACHI EIS EN**

EIS of Hitachi Zoom Module applied camera

**Type** unsigned char

**Values**

0 Off

1 On

**Comment**

**Applied Model**

4 Config Set are supported  
*HITACHI\_SC120 only*

**Side Effect**

**CAM HITACHI EIS\_FREQ**

EIS Frequency of Hitachi Zoom Module applied camera

**Type** unsigned char

**Values**

0 10Hz  
 1 5Hz

**Comment**

**Applied Model**

4 Config Set are supported  
*HITACHI\_SC120 only*

**Side Effect**

**CAM HITACHI DFOG\_MODE**

Defog Mode of Hitachi Zoom Module applied camera

**Type** unsigned char

**Values**

0 Off  
 1 ~ 3 Mode 1 ~ Mode 3

**Comment**

**Applied Model**

4 Config Set are supported  
*HITACHI\_SC120, HITACHI\_SC221*

**Side Effect**

**CAM HITACHI DFOG\_LEVEL**

Defog Level of Hitachi Zoom Module applied camera

**Type** unsigned char

**Values**

0 ~ 128

**Comment**

**Applied Model**

4 Config Set are supported  
*HITACHI\_SC120, HITACHI\_SC221*

**Side Effect**

**CAM HITACHI EnhancedIntensityMode**

Enhanced Intensity Mode of Hitachi Zoom Module applied camera

**Type** unsigned char

**Values**

0 Off  
 1 On

**Comment**

**Applied Model**

4 Config Set are supported  
*HITACHI\_SC221 only*

**Side Effect**

**CAM HITACHI EnhancedIntensityLevel**

Enhanced Intensity Level of Hitachi Zoom Module applied camera

**Type** unsigned char

**Values**

0 ~ 255

**Comment**

**Applied Model**

4 Config Set are supported  
*HITACHI\_SC221 only*

**Side Effect**

**CAM HITACHI Pedestal0**

AGC( ~ AGC ON) of Hitachi Zoom Module applied camera

**Type** unsigned char

**Values**

0 ~ 128

**Comment**

4 Config Set are supported

**Applied Model**



**Side Effect**

**CAM HITACHI Pedestal1**

AGC(AGC ON ~ 1/3MaxAGC) of Hitachi Zoom Module applied camera

**Type** unsigned char

**Values**

0 ~ 128

**Comment**

4 Config Set are supported

**Applied Model**

**Side Effect**

**CAM HITACHI Pedestal2**

AGC(1/3MaxAGC ~ 2/3MaxAGC) of Hitachi Zoom Module applied camera

**Type** unsigned char

**Values**

0 ~ 128

**Comment**

4 Config Set are supported

**Applied Model**

**Side Effect**

**CAM HITACHI Pedestal3**

AGC(2/3MaxAGC ~ MaxAGC) of Hitachi Zoom Module applied camera

**Type** unsigned char

**Values**

0 ~ 128

**Comment**

4 Config Set are supported

**Applied Model**

**Side Effect**

**CAM HITACHI Pedestal4**

AGC(MaxAGC ~) of Hitachi Zoom Module applied camera

**Type** unsigned char

**Values**

0 ~ 128

**Comment**

4 Config Set are supported

**Applied Model**

**Side Effect**

**CAM HITACHI ColorLevel0**

AGC( ~ AGC ON) of Hitachi Zoom Module applied camera

**Type** unsigned char

**Values**

0 ~ 255

**Comment**

4 Config Set are supported

**Applied Model**

**Side Effect**

**CAM HITACHI ColorLevel1**

AGC(AGC ON ~ 1/3MaxAGC) of Hitachi Zoom Module applied camera

**Type** unsigned char

**Values**

0 ~ 255

**Comment**

4 Config Set are supported

**Applied Model**

**Side Effect**

**CAM HITACHI ColorLevel2**

AGC(1/3MaxAGC ~ 2/3MaxAGC) of Hitachi Zoom Module applied camera

**Type** unsigned char

**Values**

0 ~ 255

**Comment**

4 Config Set are supported

**Applied Model**

**Side Effect**

**CAM HITACHI ColorLevel3**

AGC(2/3MaxAGC ~ MaxAGC) of Hitachi Zoom Module applied camera

**Type** unsigned char

**Values**

0 ~ 255

**Comment**

4 Config Set are supported

**Applied Model**

**Side Effect**

**CAM HITACHI ColorLevel4**

AGC(MaxAGC ~) of Hitachi Zoom Module applied camera

**Type** unsigned char

**Values**

0 ~ 255

**Comment**

4 Config Set are supported

**Applied Model**

**Side Effect**

**CAM HITACHI MaxAGCGain**

Max AGC Gain of Hitachi Zoom Module applied camera

**Type** unsigned char

**Values**

Group 1\* : 0 ~ 48

Group 2\* : 0 ~ 35

**Comment**

4 Config Set are supported

Group 1 : SC221

Group 2 : SC120

**Applied Model**

**Side Effect**

**CAM HITACHI ApertureMode**

Aperture Mode of Hitachi Zoom Module applied camera

**Type** unsigned char

**Values**

- 0 Auto
- 1 Manual

**Comment**

4 Config Set are supported

**Applied Model**

**Side Effect**

**CAM HITACHI ApertureHorizontalLevel**

Aperture Horizontal Level of Hitachi Zoom Module applied camera

**Type** unsigned char

**Values**

0 ~ 63

**Comment**

4 Config Set are supported

**Applied Model**

**Side Effect**

**CAM HITACHI ApertureVerticalLevel**

Aperture Vertical Level of Hitachi Zoom Module applied camera

**Type** unsigned char

**Values**

0 ~ 63

**Comment**

4 Config Set are supported

**Applied Model**

**Side Effect**

**CAM HITACHI ZoomSensUpMode**

Zoom SensUp Mode of Hitachi Zoom Module applied camera

**Type** unsigned char

**Values**

- 0 Off
- 1 On

**Comment**

4 Config Set are supported

**Applied Model**

SC221 only

**Side Effect**

**CAM HITACHI ZoomSensUpIris**

Zoom SensUp Iris of Hitachi Zoom Module applied camera

**Type** unsigned char

**Values**

- 0 Full Open
- 1 Stop Down To Level 1

**Comment**

4 Config Set are supported

**Applied Model**

SC221 only

**Side Effect**

**CAM HITACHI ZoomSensUpAGC**

Zoom SensUp AGC of Hitachi Zoom Module applied camera

**Type** unsigned char

**Values**

- 0 32dB ~ Max
- 1 16dB ~ Max

**Comment**

4 Config Set are supported

**Applied Model**

SC221 only

**Side Effect**

**CAM HITACHI AEControllrisoffset**

Auto Exposure Control Iris Offset of Hitachi Zoom Module applied camera

**Type** unsigned char

**Values**

0 ~ 255

**Comment**

4 Config Set are supported

**Applied Model**

SC221 only

**Side Effect**

**CAM\_HITACHI\_BlacklevelControlAGC0**

Black Level Control AGC0 of Hitachi Zoom Module applied camera

**Type** unsigned char

**Values**

0 ~ 32

**Comment**

4 Config Set are supported

**Applied Model**

SC221 only

**Side Effect**

**CAM\_HITACHI\_BlacklevelControlAGC1**

Black Level Control AGC1 of Hitachi Zoom Module applied camera

**Type** unsigned char

**Values**

0 ~ 32

**Comment**

4 Config Set are supported

**Applied Model**

SC221 only

**Side Effect**

**CAM\_HITACHI\_YgammaAGC0**

YgammaAGC0 of Hitachi Zoom Module applied camera

**Type** unsigned char

**Values**

0 ~ 128

**Comment**

4 Config Set are supported

**Applied Model**

SC221 only

**Side Effect**

### **CAM HITACHI YgammaAGC1**

YgammaAGC1 of Hitachi Zoom Module applied camera

**Type** unsigned char

**Values**

0 ~ 128

**Comment**

4 Config Set are supported

**Applied Model**

SC221 only

**Side Effect**

### **CAM HITACHI YgammaAGC2**

YgammaAGC2 of Hitachi Zoom Module applied camera

**Type** unsigned char

**Values**

0 ~ 128

**Comment**

4 Config Set are supported

**Applied Model**

SC221 only

**Side Effect**

### **CAM HITACHI YgammaAGC3**

YgammaAGC3 of Hitachi Zoom Module applied camera

**Type** unsigned char

**Values**

0 ~ 128

**Comment**

4 Config Set are supported

**Applied Model**

SC221 only

**Side Effect**

### **CAM P10 AGC**

AGC of Techwin Zoom Module applied camera

**Type** unsigned char

**Values**

0	Off
1	Low
2	Middle
3	High
4	Manual

**Comment**

4 Config Set are supported

**Applied Model**

**Side Effect**

**CAM P10 SHUTTER**

Shutter Speed of Techwin Zoom Module applied camera

**Type** unsigned char

**Values**

0	ESC
1	Manual
2	Anti-Flicker

**Comment**

4 Config Set are supported

**Applied Model**

**Side Effect**

**CAM P10 DN**

Day&Night Mode of Techwin Zoom Module applied camera

**Type** unsigned char

**Values**

0	Day (Color)
1	Night (B/W)
2	Auto
3	<i>External Sensor</i>

**Comment**

4 Config Set are supported

**Applied Model**

**Side Effect**



**CAM P10 SSNR**

SSNR of Techwin Zoom Module applied camera

**Type** unsigned char

**Values**

0	Off
1	Low
2	Middle
3	High

**Comment**

4 Config Set are supported

**Applied Model**

**Side Effect**

**CAM P10 IRIS**

IRIS of Techwin Zoom Module applied camera

**Type** unsigned char

**Values**

0	Auto
1	Manual

**Comment**

4 Config Set are supported

**Applied Model**

**Side Effect**

**CAM P10 DZ**

Digital Zoom of Techwin Zoom Module applied camera

**Type** unsigned char

**Values**

0	Off
1	On

**Comment**

4 Config Set are supported

**Applied Model**

**Side Effect**

**CAM P10 WBMODE**

White Balance Mode of Techwin Zoom Module applied camera

**Type** unsigned char

**Values**

	<i>Group 1*</i>	<i>Group 2*</i>	<i>Group 3*</i>
<i>0</i>	<i>ATW</i>	<i>ATW</i>	<i>ATW</i>
<i>1</i>	<i>Manual</i>	<i>Manual</i>	<i>Manual</i>
<i>2</i>	<i>AWC</i>	<i>AWC</i>	<i>AWC</i>
<i>3</i>	<i>Outdoor</i>	<i>Outdoor</i>	<i>Outdoor</i>
<i>4</i>	<i>Indoor</i>	<i>Indoor</i>	<i>Indoor</i>
<i>5</i>	<i>Auto Mercury</i>	<i>Auto Mercury</i>	-
<i>6</i>	<i>Auto Sodium</i>	-	-

**Comment**

4 Config Set are supported

Group 1 : SCM6321

Group 2 : SCM6201

Group 3 : etc.

**Applied Model**

**Side Effect**

**CAM P10 SUP**

SensUp Mode of Techwin Zoom Module applied camera

**Type** unsigned char

**Values**

<i>0</i>	Off
<i>1</i>	Auto

**Comment**

4 Config Set are supported

**Applied Model**

**Side Effect**

**CAM P10 BLC**

BLC Mode of Techwin Zoom Module applied camera

**Type** unsigned char

**Values**

	<i>Group 1*</i>	<i>Group 2*</i>
<i>0</i>	<i>Off</i>	<i>Off</i>
<i>1</i>	<i>WDR</i>	<i>-</i>
<i>2</i>	<i>BLC</i>	<i>BLC</i>
<i>3</i>	<i>HSBLC</i>	<i>HSBLC</i>

**Comment**

4 Config Set are supported

Group 1 : SCM5300 or SCM3XXX or SCM6201 or SCM6321

Group 2 : etc

**Applied Model**

**Side Effect**

**CAM P10 DIS**

Stabilizer Mode of Techwin Zoom Module applied camera

**Type** unsigned char

**Values**

<i>0</i>	Off
<i>1</i>	On

**Comment**

4 Config Set are supported

**Applied Model**

**Side Effect**

**CAM P10 FLIP**

Flip of Techwin Zoom Module applied camera

**Type** unsigned char

**Values**

<i>0</i>	Off
<i>1</i>	On

**Comment**

4 Config Set are supported

**Applied Model**

**Side Effect**

**CAM P10 BLL**

BLC Mode of Techwin Zoom Module applied camera

**Type** unsigned char

**Values**

	<i>Group 1*</i>	<i>Group 2*</i>
0	Low	Low
1	High	Middle
2	-	High

**Comment**

4 Config Set are supported

Group 1 : SCM3XXX

Group 2 : etc

**Applied Model**

**Side Effect**

**CAM P10 HLL**

HLC Level of Techwin Zoom Module applied camera

**Type** unsigned char

**Values**

0	Low
1	Middle
2	High

**Comment**

4 Config Set are supported

**Applied Model**

**Side Effect**

**CAM P10 WDR LMT**

WDR Limit of Techwin Zoom Module applied camera

**Type** unsigned char

**Values**

0	Low
1	Middle
2	High

**Comment**

Not used.

**Applied Model**

TCAM-370-X27/X33/X37,  
TCAM-570C-X1913T, TCAM-570H-X1913T, TCAM-570S-X1913T,

**Side Effect**

**CAM P10 WB RED**

**CAM P10 WB BLUE**

WB Red/Blue offset of Techwin Zoom Module applied camera

**Type** unsigned char

**Values**

0 ~ 255

**Comment**

4 Config Set are supported

**Applied Model**

**Side Effect**

**CAM P10 BRIGHTNESS**

Brightness of Techwin Zoom Module applied camera

**Type** unsigned char

**Values**

0 ~ 100

**Comment**

4 Config Set are supported

**Applied Model**

**Side Effect**

**CAM P10 SENS UP LMT**

SensUp Limit of Techwin Zoom Module applied camera

**Type** unsigned char

**Values**

	<i>Group 1*</i>	<i>Group 2*</i>	<i>Group 3*</i>
0	x2	x2	x2
1	x4	x4	x4
2	x6	x6	x6
3	x8	x8	x8

4	x10	x10	x10
5	x12	x12	x12
6	x14	x14	x14
7	x16	x16	x16
8	x20	x24	x20
9	x24	x32	x24
10	x32	x64	x30
11	x40	x128	-
12	x48	x256	-
13	x60	x512	-

**Comment**

4 Config Set are supported

Group 1 : SCM6200 or SCM6201 or SCM6321

Group 2 : SCM3XXX

Group 3 : etc.

**Applied Model**

**Side Effect**

**CAM P10 MAN IRIS**

Manual Iris of Techwin Zoom Module applied camera

**Type** unsigned char

**Values**

	<i>Group 1*</i>	<i>Group 2*</i>	<i>Group 3*</i>
0	F1.6	F1.35	F1.6
1	F2	F1.4	F2
2	F2.4	F1.6	F2.4
3	F2.8	F2	F2.8
4	F3.4	F2.4	F3.4
5	F4	F2.8	F4
6	F4.8	F3.4	F4.8
7	F5.6	F4	F5.6
8	Close	F4.8	F6.8
9	-	F5.6	F8
10	-	F6.8	F9.6
11	-	F8	F11

12	-	F9.6	F14
13	-	F11	F16
14	-	F14	F19
15	-	F16	F22
16	-	F19	F28
17	-	F22	Close
18	-	F28	-
19	-	Close	-

**Comment**

4 Config Set are supported

Group 1 : SCM6201 or SCM6321

Group 2 : SCM5300

Group 3 : etc.

**Applied Model**

**Side Effect**

**CAM P10 MAN SHUTTER**

Manual Shutter of Techwin Zoom Module applied camera

**Type** unsigned char

**Values**

1/25(1/30) means PAL:1/25, NTSC:1/30

	Group 1*	Group 2*	Group 3*
0	x60	x512	x30
1	x48	x256	x24
2	x40	x128	x20
3	x32	x64	x16
4	x24	x32	x14
5	x20	x24	x12
6	x16	x16	x10
7	x14	x14	x8
8	x12	x12	x6
9	x10	x10	x4
10	x8	x8	x2
11	x6	x6	<u>1/25(1/30)</u>
12	x4	x4	<u>1/50(1/60)</u>

13	x2	x2	1/100
14	<u>1/25(1/30)</u>	<u>1/50(1/60)</u>	1/150
15	1/50	<u>1/100(1/120)</u>	1/200
16	1/60	1/250	1/250
17	1/100	1/500	1/300
18	1/120	1/700	1/400
19	1/150	1/1000	1/500
20	1/180	1/1600	1/600
21	1/200	1/2500	1/700
22	1/240	1/5000	1/1000
23	1/250	1/7000	1/1500
24	1/300	1/10000	1/2500
25	1/360	1/30000	1/5000
26	1/480	1/60000	1/10000
27	1/500	1/120000	1/11000
28	1/600	-	1/16000
29	1/700	-	1/33000
30	1/1000	-	-
31	1/1500	-	-
32	1/2500	-	-
33	1/5000	-	-
34	1/10000	-	-
35	1/11000	-	-
36	1/16000	-	-
37	1/33000	-	-

**Comment**

4 Config Set are supported

*Group 1 : SCM6200 or SCM6321*

*Group 2 : SCM3XXX*

*Group 3 : etc.*

**Applied Model**

**Side Effect**

**CAM P10 SHARPNESS**

Sharpness of Techwin Zoom Module applied camera



**Type** unsigned char

**Values**

0 ~ 31

**Comment**

4 Config Set are supported

**Applied Model**

**Side Effect**

### **CAM P10 MAN GAIN**

Manual Gain of Techwin Zoom Module applied camera

**Type** unsigned char

**Values**

Group 1\* 0 ~ 36

Group 2\* 0 ~ 42

**Comment**

4 Config Set are supported

Group 1 :SCM6200

Group 2 : etc.

**Applied Model**

**Side Effect**

### **CAM P10 WDR LEVEL**

WDR Level of Techwin Zoom Module applied camera

**Type** unsigned char

**Values**

0 Low

1 Middle

2 High

**Comment**

4 Config Set are supported

**Applied Model**

**Side Effect**

### **CAM P10 HLC COLOR**

HLC Color of Techwin Zoom Module applied camera

**Type** unsigned char

**Values**

0 ~ 15

**Comment**

4 Config Set are supported

**Applied Model**

**Side Effect**

### **CAM P10 SSDR MODE**

SSDR Mode of Techwin Zoom Module applied camera

**Type** unsigned char

**Values**

0 Off

1 On

**Comment**

4 Config Set are supported

**Applied Model**

**Side Effect**

### **CAM P10 SSDR LEVEL**

SSDR Level of Techwin Zoom Module applied camera

**Type** unsigned char

**Values**

0 ~ 15

**Comment**

4 Config Set are supported

**Applied Model**

**Side Effect**

### **CAM P10 DNthreshold**

Day to Night threshold of Techwin Zoom Module applied camera

**Type** unsigned char

**Values**

Group 1\* 0 ~ 255

Group 2\* 0 ~ 3

**Comment**

4 Config Set are supported

*Group 1 : P4, P5 Model*

*Group 2 : etc*

**Applied Model**

**Side Effect**

**CAM P10 NDthreshold**

Night to Day threshold of Techwin Zoom Module applied camera

**Type** unsigned char

**Values**

*Group 1\* 0 ~ 255*

*Group 2\* 0 ~ 3*

**Comment**

4 Config Set are supported

*Group 1 : P4, P5 Model*

*Group 2 : etc*

**Applied Model**

**Side Effect**

**CAM P10 DefogMode**

Defog Mode of Techwin Zoom Module applied camera

**Type** unsigned char

**Values**

*0 Off*

*1 Manual*

*2 Auto*

**Comment**

4 Config Set are supported

**Applied Model**

**Side Effect**

**CAM P10 DefogLevel**

Defog Level of Techwin Zoom Module applied camera

**Type** unsigned char

**Values**

1 ~ 10

**Comment**

4 Config Set are supported

**Applied Model**

**Side Effect**

**CAM P10 FRZONMOVE**

Freeze on Move of Speed Dome Camera

**Type** unsigned char

**Values**

0 Off

1 On

**Comment**

**Applied Model**

PTZ Model Only

**Side Effect**

**CAM P10 ZOOMPROPORT**

Zoom Proportional Jog of Speed Dome Camera

**Type** unsigned char

**Values**

0 Off

1 On

**Comment**

**Applied Model**

PTZ Model Only

**Side Effect**

**CAM P10 AUTOFLIP**

Auto Flip of Speed Dome Camera

**Type** unsigned char

**Values**

0 Off

1 On

**Comment**

**Applied Model**

PTZ Model Only

**Side Effect**

**CAM P10 MAXJOGSPEED**

Max Jog Speed of Speed Dome Camera

**Type** unsigned char

**Values**

0	30 degree/sec
1	60 degree/sec
2	90 degree/sec
3	120 degree/sec
4	180 degree/sec
5	270 degree/sec
6	360 degree/sec
7	Unlimited

**Comment**

**Applied Model**

PTZ Model Only

**Side Effect**

**CAM P10 MAXZOOMSPEED**

Max Zoom Speed of Speed Dome Camera

**Type** unsigned char

**Values**

0 ~ 7	step 1 ~ 8
-------	------------

**Comment**

**Applied Model**

**Side Effect**

**CAM P10 DISPLAYPTZACTION**

Display PTZ Action of Speed Dome Camera

**Type** unsigned char

**Values**

0	Off
---	-----

1	Auto
2	On

**Comment**

**Applied Model**

**Side Effect**

**CAM P10 MAXPOSITIONMOVESPEED**

Set Max Position Move Speed.

**Type** unsigned char

**Values**

1 ~ 255

**Comment**

**Applied Model**

*PTZ Model Only*

**Side Effect**

**CAM NXP FLIP HORIZON**

Set Flip Horizontal.

**Type** unsigned char

**Values**

0	Off
1	On

**Comment**

4 Config Set are supported

*NXP ISP MODULE*

**Applied Model**

**Side Effect**

**CAM NXP FLIP VERTICAL**

Set Flip Vertical.

**Type** unsigned char

**Values**

0	Off
1	On

**Comment**

4 Config Set are supported

*NXP ISP MODULE*

**Applied Model**

**Side Effect**

**CAM NXP TDN MODE**

Set Day&Night Mode.

**Type** unsigned char

**Values**

0	Auto
2	Day
3	Night
4	CDS(IR Only)

**Comment**

4 Config Set are supported

*NXP ISP MODULE*

**Applied Model**

**Side Effect**

**CAM NXP TDN IR CONTROL**

Set IR Led Control.

**Type** unsigned char

**Values**

0	Auto
1	On
2	Off

**Comment**

4 Config Set are supported

*NXP ISP MODULE and IR only*

**Applied Model**

**Side Effect**

**CAM\_NXP\_TDN\_DAY\_TH**

Set TDN Night to Day Threshold.

**Type** unsigned char

**Values**

0 ~ 100

**Comment**

4 Config Set are supported

*NXP ISP MODULE*

**Applied Model**

**Side Effect**

**CAM\_NXP\_TDN\_NIGHT\_TH**

Set TDN Day to Night Threshold.

**Type** unsigned char

**Values**

0 ~ 100

**Comment**

4 Config Set are supported

*NXP ISP MODULE*

**Applied Model**

**Side Effect**

**CAM\_NXP\_IRIS\_MODE**

Set IRIS Mode.

**Type** unsigned char

**Values**

0 Auto

1 Manual

**Comment**

4 Config Set are supported

*NXP ISP MODULE*

**Applied Model**

**Side Effect**



**CAM NXP IRIS VALUE**

Set IRIS Active time.

**Type** unsigned char

**Values**

1	1
2	2
4	4
8	8
16	16
32	32

**Comment**

4 Config Set are supported

*NXP ISP MODULE*

**Applied Model**

**Side Effect**

**CAM NXP DSS VALUE NIGHT**

Set Shutter Range(Night)

**Type** unsigned char

**Values**

0 ~ 32

**Comment**

4 Config Set are supported

*NXP ISP MODULE*

**Applied Model**

**Side Effect**

**CAM NXP DSS VALUE DAY**

Set Shutter Range(Day)

**Type** unsigned char

**Values**

0 ~ 32

**Comment**

4 Config Set are supported

*NXP ISP MODULE*

**Applied Model**

**Side Effect**

**CAM\_NXP\_AE\_MODE**

Set Auto Exposure Mode.

**Type** unsigned char

**Values**

0	Off
1	BLC
2	WDR

**Comment**

4 Config Set are supported

*NXP ISP MODULE*

**Applied Model**

**Side Effect**

**CAM\_NXP\_AE\_MAX**

Set Auto Exposure Max gain.

**Type** unsigned char

**Values**

1 ~ 255

**Comment**

4 Config Set are supported

*NXP ISP MODULE*

**Applied Model**

**Side Effect**

**CAM\_NXP\_GAMMA\_INDEX**

Set Auto Exposure Max gain.

**Type** unsigned char

**Values**

0 ~ 7

**Comment**

4 Config Set are supported

*NXP ISP MODULE*

**Applied Model**

**Side Effect**

**CAM\_NXP\_AE\_OPTION**

Set Extra Night Gain.

**Type** unsigned char

**Values**

0	1.0
1	2.0
2	3.0
3	1.3
4	1.5

**Comment**

4 Config Set are supported

*NXP ISP MODULE*

**Applied Model**

**Side Effect**

**CAM\_NXP\_AE\_TARGET**

Set Exposure Target.

**Type** unsigned char

**Values**

10 ~ 100

**Comment**

4 Config Set are supported

*NXP ISP MODULE*

**Applied Model**

**Side Effect**

### **CAM\_NXP\_CDS\_DAY\_TH**

Set CDS Night -> Day Threshold.

**Type** unsigned char

**Values**

4 Config Set are supported

3 ~ 30

**Comment**

4 Config Set are supported

*NXP ISP MODULE*

**Applied Model**

**Side Effect**

### **CAM\_NXP\_CDS\_NIGHT\_TH**

Set CDS Day -> Night Threshold.

**Type** unsigned char

**Values**

3 ~ 30

**Comment**

4 Config Set are supported

*NXP ISP MODULE*

**Applied Model**

**Side Effect**

### **CAM\_NXP\_CURRENT\_Y**

Read Current Y Value and CDS Value..

**Type**

**Values**

**Comment**

*NXP ISP MODULE*

**Applied Model**

**Side Effect**

**String for HTTP API**

Read : CAM\_NXP\_CURRENT\_Y=Current Value 0 CDS Value 3

**CAM WONWOO WBMode**

White Balance Mode of Wonwoo Zoom Module applied camera

**Type** unsigned char

**Values**

- 0 Auto
- 1 Manual
- 2 Indoor
- 3 Outdoor
- 4 One Push AWB

**Comment**

4 Config Set are supported

**Applied Model**

**Side Effect**

**CAM WONWOO RGain**

Red Gain of Wonwoo Zoom Module applied camera

**Type** unsigned char

**Values**

0 ~ 20

**Comment**

4 Config Set are supported

**Applied Model**

**Side Effect**

**CAM WONWOO BGain**

Blue Gain of Wonwoo Zoom Module applied camera

**Type** unsigned char

**Values**

0 ~ 20

**Comment**

4 Config Set are supported

**Applied Model**

**Side Effect**

**CAM WONWOO AEMode**

Auto Exposure Mode of Wonwoo Zoom Module applied camera

**Type** unsigned char

**Values**

0	Auto
1	Manual
2	Shutter
3	Iris
4	Bright

**Comment**

4 Config Set are supported

**Applied Model**

**Side Effect**

**CAM WONWOO DSSMode**

Auto Digital Shutter Speed Mode of Wonwoo Zoom Module applied camera

**Type** unsigned char

**Values**

0	Off
1	On

**Comment**

4 Config Set are supported

**Applied Model**

**Side Effect**

**CAM WONWOO DN**

Day&Night Mode of Wonwoo Zoom Module applied camera

**Type** unsigned char

**Values**

0	Day
1	Night
2	Auto

**Comment**

4 Config Set are supported

**Applied Model**

**Side Effect**

### **CAM WONWOO FLIP**

Flip Mode of Wonwoo Zoom Module applied camera

**Type** unsigned char

**Values**

0 Off

1 On

**Comment**

4 Config Set are supported

**Applied Model**

**Side Effect**

### **CAM WONWOO DZ**

Digital Zoom of Wonwoo Zoom Module applied camera

**Type** unsigned char

**Values**

0 Off

1 On

**Comment**

4 Config Set are supported

**Applied Model**

**Side Effect**

### **CAM WONWOO WDR**

WDR of Wonwoo Zoom Module applied camera

**Type** unsigned char

**Values**

0 Off

1 On

**Comment**

4 Config Set are supported

**Applied Model**

**Side Effect**

### **CAM WONWOO WDRLevel**

WDR Level of Wonwoo Zoom Module applied camera

**Type** unsigned char  
**Values**  
0 ~ 4 Level 0 ~ Level 4  
**Comment**  
4 Config Set are supported  
**Applied Model**  
**Side Effect**

### **CAM WONWOO BLC**

BLC of Wonwoo Zoom Module applied camera

**Type** unsigned char  
**Values**  
0 Off  
1 On  
**Comment**  
4 Config Set are supported  
**Applied Model**  
**Side Effect**

### **CAM WONWOO Brightness**

Brightness of Wonwoo Zoom Module applied camera

**Type** unsigned char  
**Values**  
0, 5 ~ 27  
**Comment**  
4 Config Set are supported  
**Applied Model**  
**Side Effect**

### **CAM WONWOO Iris**

Iris of Wonwoo Zoom Module applied camera

**Type** unsigned char  
**Values**  
0, 5 ~ 17  
**Comment**  
4 Config Set are supported



**Applied Model**

**Side Effect**

**CAM WONWOO Shutter**

Shutter of Wonwoo Zoom Module applied camera

**Type** unsigned char

**Values**

1/25(1/30) means PAL:1/25, NTSC:1/30

	Group 1*	Group 2*	Group 3*
0	1/1	1/6(1/8)	1/6(1/7)
1	1/2	1/12(1/15)	1/8(1/10)
2	1/3(1/4)	1/25(1/30)	1/12(1/15)
3	1/6(1/8)	1/50(1/60)	1/25(1/30)
4	1/12(1/15)	1/100(1/120)	1/50(1/60)
5	1/25(1/30)	1/250	1/100(1/120)
6	1/50(1/60)	1/700	1/240
7	1/100(1/120)	1/1000	1/500
8	1/250	1/1600	1/1000
9	1/700	1/2500	1/2000
10	1/1000	1/5000	1/4000
11	1/1600	1/7000	1/8000
12	1/2500	1/10000	1/16000
13	1/5000	1/30000	1/30000
14	1/7000	-	1/60000
15	1/10000	-	-
16	1/30000	-	-

**Comment**

4 Config Set are supported

Group 1 : MCS128 or MCS308

Group 2 : MM208 or MM308

Group 3 : etc.

**Applied Model**

**Side Effect**

**CAM WONWOO Gain**

Gain of Wonwoo Zoom Module applied camera

**Type** unsigned char

**Values**

0 ~ 10

**Comment**

4 Config Set are supported

**Applied Model**

**Side Effect**

**CAM WONWOO APT LEVEL**

APT Level of Wonwoo Zoom Module applied camera

**Type** unsigned char

**Values**

0 ~ 10

**Comment**

4 Config Set are supported

**Applied Model**

**Side Effect**

**CAM WONWOO DefogMode**

Defog Mode of Wonwoo Zoom Module applied camera

**Type** unsigned char

**Values**

0 Off

1 On

**Comment**

4 Config Set are supported

**Applied Model**

**Side Effect**

**CAM WONWOO DefogLevel**

Defog Level of Wonwoo Zoom Module applied camera

**Type** unsigned char

**Values**

Group 1\*                  Group 2\*

0	Level-0	Level-0
1	Level-1	Level-1
2	Level-2	Level-2
3	Auto	Level-3
4	-	Level-4
5	-	Level-5
6	-	Level-6
7	-	Level-7
8	-	Level-8
9	-	Level-9
10	-	Level-10

**Comment**

4 Config Set are supported

Group 1 : MM302 or MCS128 or MCS308 or MM208 or MM308

Group 2 : etc.

**Applied Model**

**Side Effect**

**CAM WONWOO FIK**

Flickerless of Wonwoo Zoom Module applied camera

**Type** unsigned char

**Values**

0	Off
1	On

**Comment**

4 Config Set are supported

**Applied Model**

**Side Effect**

**CAM WONWOO NR**

Noise Reduction of Wonwoo Zoom Module applied camera

**Type** unsigned char

**Values**

0	Off
1	Level-1

2	Level-2
3	Level-3
4	Auto

**Comment**

4 Config Set are supported

**Applied Model**

**Side Effect**

**CAM WONWOO ACE**

ACE of Wonwoo Zoom Module applied camera

**Type** unsigned char

**Values**

0	Off
1	Level-1
2	Level-2

**Comment**

4 Config Set are supported

**Applied Model**

**Side Effect**

**CAM WONWOO AGC**

AGC of Wonwoo Zoom Module applied camera

**Type** unsigned char

**Values**

0	Off
1	On

**Comment**

4 Config Set are supported

**Applied Model**

**Side Effect**

**CAM WONWOO ExpComp**

Exposure Comp of Wonwoo Zoom Module applied camera

**Type** unsigned char

**Values**

0	Off
---	-----

1 On

**Comment**

4 Config Set are supported

**Applied Model**

**Side Effect**

**CAM WONWOO ExpCompLevel**

Exposure Comp Level of Wonwoo Zoom Module applied camera

**Type** unsigned char

**Values**

0 ~ 20

**Comment**

4 Config Set are supported

**Applied Model**

**Side Effect**

**CAM WONWOO DN Threshold**

Day to Night Threshold of Wonwoo Zoom Module applied camera

**Type** unsigned char

**Values**

Group 1\* 0 ~ 255

Group 2\* 10 ~ 28

**Comment**

4 Config Set are supported

*Group1 : P4, P5 Model*

*Group2 : Except Group1*

**Applied Model**

**Side Effect**

**CAM WONWOO ND Threshold**

Night to Day Threshold of Wonwoo Zoom Module applied camera

**Type** unsigned char

**Values**

Group 1\* 0 ~ 255

Group 2\* 10 ~ 28

**Comment**

4 Config Set are supported

*Group1 : P4, P5 Model*

*Group2 : Except Group1*

**Applied Model**

**Side Effect**

**CAM WONWOO DNDELAY**

Day&Night Transition Delay of Wonwoo Zoom Module applied camera

**Type** unsigned char

**Values**

1, 3, 5, 10, 15 second

**Comment**

4 Config Set are supported

**Applied Model**

**Side Effect**

**CAM WONWOO MaxSSLevel**

Max DSS Limit of Wonwoo Zoom Module applied camera

**Type** unsigned char

**Values**

0	x2
1	x4
2	x8
3	x16
4	x32
5	x64

**Comment**

4 Config Set are supported

**Applied Model**

**Side Effect**

**CAM WONWOO FocusNearLimit**

Focus Near Limit of Wonwoo Zoom Module applied camera

**Type** unsigned char

**Values**

0	10cm
1	1m
2	3m
3	6m
4	10m

**Comment**

4 Config Set are supported

**Applied Model**

**Side Effect**

**CAM WONWOO IRDetection**

IR Detection of Wonwoo Zoom Module applied camera

**Type** unsigned char

**Values**

0	Off
1	On

**Comment**

Not Used.

4 Config Set are supported

**Applied Model**

**Side Effect**

**CAM WONWOO IRDetectionLevel**

IR Detection Level of Wonwoo Zoom Module applied camera

**Type** unsigned char

**Values**

0 ~ 4

**Comment**

Not Used.

4 Config Set are supported

**Applied Model**

**Side Effect**

**CAM WONWOO ImageRangeMode**

Image Range Mode of Wonwoo Zoom Module applied camera

**Type** unsigned char

**Values**

- 0 Full Mode
- 1 Comp Mode
- 2 User Mode

**Comment**

4 Config Set are supported

**Applied Model**

**Side Effect**

**CAM WONWOO ImageRangeCustomLevel**

Image Range Custom Level of Wonwoo Zoom Module applied camera

**Type** unsigned char

**Values**

0 ~ 32

**Comment**

4 Config Set are supported

**Applied Model**

**Side Effect**

**CAM WONWOO AGCGain**

AGC Gain of Wonwoo Zoom Module applied camera

**Type** unsigned char

**Values**

	Group 1*	Group 2*
0	Off	Off
1	Low	Middle1
2	Middle	Middle2
3	High	High
4	-	Low1
5	-	Low2

**Comment**

4 Config Set are supported

Group 1 : MCS128 or MCS308

Group 2 : MM208 or MM308



**Applied Model**

**Side Effect**

**CAM WONWOO DISMode**

DIS Mode of Wonwoo Zoom Module applied camera

**Type** unsigned char

**Values**

0	Off
1	On
2	Hold

**Comment**

4 Config Set are supported

**Applied Model**

**Side Effect**

**CAM WONWOO DISRange**

DIS Range of Wonwoo Zoom Module applied camera

**Type** unsigned char

**Values**

0	10%
1	20%
2	30%

**Comment**

4 Config Set are supported

**Applied Model**

**Side Effect**

**CAM WONWOO DISFilter**

DIS Filter of Wonwoo Zoom Module applied camera

**Type** unsigned char

**Values**

0	Low
1	Middle
2	High

**Comment**

4 Config Set are supported

**Applied Model**

**Side Effect**

**CAM WONWOO DISAutoCenter**

DIS AutoCenter of Wonwoo Zoom Module applied camera

**Type** unsigned char

**Values**

- 0 Off
- 1 Half
- 2 Full

**Comment**

4 Config Set are supported

**Applied Model**

**Side Effect**

**CAM WONWOO HLCMode**

HLC Mode of Wonwoo Zoom Module applied camera

**Type** unsigned char

**Values**

- 0 Off
- 1 On
- 2 Night Only

**Comment**

4 Config Set are supported

**Applied Model**

**Side Effect**

**CAM WONWOO HLCLevel**

HLC Level of Wonwoo Zoom Module applied camera

**Type** unsigned char

**Values**

0 ~ 20

**Comment**

4 Config Set are supported

**Applied Model**

**Side Effect**

**CAM WONWOO HLCClipColor**

HLC Clip Color of Wonwoo Zoom Module applied camera

**Type** unsigned char

**Values**

0	Black
1	Gray1
2	Gray2
3	Gray3
4	Gray4
5	Gray5
6	Gray6
7	White
8	Red
9	Green
10	Blue
11	Cyan
12	Yellow
13	Magenta

**Comment**

4 Config Set are supported

**Applied Model**

**Side Effect**

**CAM NEXT Lens Mode**

Set Lens Mode.

**Type** unsigned char

**Values**

	Group 1*	Group 2*	Group 3*
0	DC	-	-
1	-	-	-
2	Manual	Manual	-
3	-	P-Iris	-

**Comment**

4 Config Set are supported

- Group 1 : Default
- Group 2 : P – IRIS
- Group 3 : 3x Zoom, Smart IR

**Applied Model**

Eagle ISP

**Side Effect**

**CAM NEXT DC Lens Mode**

Set DC Lens Mode.

**Type** unsigned char

**Values**

- 0 Indoor
- 1 Outdoor

**Comment**

4 Config Set are supported

**Applied Model**

Eagle ISP

**Side Effect**

**CAM NEXT Shutter**

Set Shutter.

**Type** unsigned char

**Values**

Dependent on "BackLight Mode"

	WDR	Else(Off, BLC, HSBLC)
0	Auto	Auto
1	1/60	1/60
2	Flickerless	Flickerless
3	1/240	1/240
4	1/480	1/480
5	1/1000	1/1000
6	1/2000	1/2000
7	1/5000	1/5000
8	1/10000	1/10000
9	1/50000	1/15000
10	-	x2

11	-	x4
12	-	x6
13	-	x8
14	-	x10
15	-	x15
16	-	x20
17	-	x25
18	-	x30

**Comment**

4 Config Set are supported

**Applied Model**

Eagle ISP

**Side Effect**

**CAM NEXT AGC**

Set AGC.

**Type** unsigned char

**Values**

0	AGC Off
1	17 Limit
2	34 Limit
3	51 Limit
4	68 Limit
5	85Limit
6	102 Limit
7	119 Limit
8	136 Limit
9	153 Limit
10	170 Limit
11	187 Limit
12	204 Limit
13	221 Limit
14	238 Limit
15	255 Limit

**Comment**

4 Config Set are supported

**Applied Model**

Eagle ISP

**Side Effect**

**CAM NEXT SensUp Mode**

Set SensUp Mode.

**Type** unsigned char

**Values**

0	Off
1	Auto

**Comment**

4 Config Set are supported

**Applied Model**

Eagle ISP

**Side Effect**

**CAM NEXT SensUp Limit**

Set SensUp Limit.

**Type** unsigned char

**Values**

0	x2
1	x4
2	x6
3	x8
4	x10
5	x15
6	x20
7	x25
8	x30

**Comment**

4 Config Set are supported

**Applied Model**

Eagle ISP

**Side Effect**

### **CAM NEXT Brightness**

Set Brightness.

**Type** unsigned char

**Values**

0 ~ 100

**Comment**

4 Config Set are supported

**Applied Model**

Eagle ISP

**Side Effect**

### **CAM NEXT Defog Mode**

Set Defog Mode.

**Type** unsigned char

**Values**

0 Off

1 On

**Comment**

4 Config Set are supported

**Applied Model**

Eagle ISP

**Side Effect**

### **CAM NEXT Defog Gradation**

Set Defog Gradation.

**Type** unsigned char

**Values**

0 Off

1 Low

2 Middle

3 High

**Comment**

4 Config Set are supported

**Applied Model**

Eagle ISP

**Side Effect**

### **CAM NEXT BackLight Mode**

Set BackLight Mode.

**Type** unsigned char

**Values**

0	Off
1	WDR
2	BLC
3	HSBLC

**Comment**

4 Config Set are supported

**Applied Model**

Eagle ISP

**Side Effect**

### **CAM NEXT WDR Gain**

Set WDR Gain.

**Type** unsigned char

**Values**

0	Low
1	Middle
2	High

**Comment**

4 Config Set are supported

**Applied Model**

Eagle ISP

**Side Effect**

### **CAM NEXT WDR Priority**

Set WDR Priority.

**Type** unsigned char

**Values**

0 ~ 15

**Comment**

4 Config Set are supported

**Applied Model**



Eagle ISP

**Side Effect**

**CAM NEXT BLC Gain**

Set BLC Gain.

**Type** unsigned char

**Values**

- 0 Low
- 1 Middle
- 2 Hight

**Comment**

4 Config Set are supported

**Applied Model**

Eagle ISP

**Side Effect**

**CAM NEXT HSBLC Mode**

Set HSBLC Mode.

**Type** unsigned char

**Values**

- 0 All Day
- 1 Night Only

**Comment**

4 Config Set are supported

**Applied Model**

Eagle ISP

**Side Effect**

**CAM NEXT HSBLC Level**

Set HSBLC Level.

**Type** unsigned char

**Values**

0 ~ 100

**Comment**

4 Config Set are supported

**Applied Model**

Eagle ISP

**Side Effect**

**CAM NEXT HSBLC Black Mask**

Set HSBLC Black Mask.

**Type** unsigned char

**Values**

0 Off

1 On

**Comment**

4 Config Set are supported

**Applied Model**

Eagle ISP

**Side Effect**

**CAM NEXT WB Mode**

Set White Balance Mode.

**Type** unsigned char

**Values**

0 ATW

1 AWC

2 Indoor

3 Outdoor

4 Manual

5 AWB

**Comment**

4 Config Set are supported

**Applied Model**

Eagle ISP

**Side Effect**

**CAM NEXT WB RGain**

**CAM NEXT WB BGain**

Set WB Red / Blue Gain

**Type** unsigned char

**Values**

0 ~ 100

**Comment**

4 Config Set are supported

**Applied Model**

Eagle ISP

**Side Effect**

**CAM NEXT DN Mode**

Set Day&Night Mode.

**Type** unsigned char

**Values**

- 0 Auto
- 1 Day
- 2 Night
- 3 External Sensor

**Comment**

4 Config Set are supported

**Applied Model**

Eagle ISP

**Side Effect**

**CAM NEXT DN Delay**

Set Day&Night Delay.

**Type** unsigned char

**Values**

0 ~ 60

**Comment**

4 Config Set are supported

**Applied Model**

Eagle ISP

**Side Effect**

**CAM NEXT AGC DN**

**CAM NEXT AGC ND**

DN : Set Auto AGC Day&Night Start Level

ND : Set Auto AGC Day&Night End Level

**Type** unsigned char

**Values**

0 ~ 100

**Comment**

4 Config Set are supported

**Applied Model**

Eagle ISP

**Side Effect**

**CAM NEXT CDS DN**

**CAM NEXT CDS ND**

DN : Set Auto CDS Day&Night Start Level

ND : Set Auto CDS Day&Night End Level

**Type** unsigned char

**Values**

0 ~ 100

**Comment**

4 Config Set are supported

**Applied Model**

Eagle ISP

**Side Effect**

**CAM NEXT 2DNR Mode**

**CAM NEXT 3DNR Mode**

Set 2D/3D Noise Reduction Mode.

**Type** unsigned char

**Values**

0 Off

1 On

**Comment**

4 Config Set are supported

**Applied Model**

Eagle ISP

**Side Effect**

### **CAM NEXT 3DNR Level**

Set 3D Noise Reduction Level.

**Type** unsigned char

**Values**

0 ~ 100

**Comment**

4 Config Set are supported

**Applied Model**

Eagle ISP

**Side Effect**

### **CAM NEXT SmartNR Mode**

Set Smart Noise Reduction Level.

**Type** unsigned char

**Values**

0 Off

1 On

**Comment**

4 Config Set are supported

**Applied Model**

Eagle ISP

**Side Effect**

### **CAM NEXT SmartNR Sensitivity**

Set Smart Noise Reduction Sensitivity.

**Type** unsigned char

**Values**

0 ~ 100

**Comment**

4 Config Set are supported

**Applied Model**

Eagle ISP

**Side Effect**

### **CAM NEXT Mirror Mode**

Set Mirror Mode.

**Type** unsigned char

**Values**

0	Off
1	Horizontal
2	Vertical
3	Rotate

**Comment**

4 Config Set are supported

**Applied Model**

Eagle ISP

**Side Effect**

**CAM NEXT Dis Mode**

Set Digital Image Stabilizer Mode.

**Type** unsigned char

**Values**

0	Off
1	On

**Comment**

4 Config Set are supported

**Applied Model**

Eagle ISP

**Side Effect**

**CAM NEXT StaticDPC Mode**

Set Static DPC Mode.

**Type** unsigned char

**Values**

0	Off
1	On

**Comment**

4 Config Set are supported

**Applied Model**

Eagle ISP

**Side Effect**

**CAM NEXT LiveDPC Mode**

Set Live DPC Mode.

**Type** unsigned char

**Values**

- 0 Off
- 1 On
- 2 Auto

**Comment**

4 Config Set are supported

**Applied Model**

Eagle ISP

**Side Effect**

**CAM NEXT Sharpness**

Set Sharpness.

**Type** unsigned char

**Values**

- 0 ~ 15

**Comment**

4 Config Set are supported

**Applied Model**

Eagle ISP

**Side Effect**

**CAM NEXT LSC Mode**

Set LSC Mode

**Type** unsigned char

**Values**

- 0 Off
- 1 On

**Comment**

4 Config Set are supported

**Applied Model**

Eagle ISP

**Side Effect**

### **CAM NEXT DC Iris Max**

Set Max DC Iris.

**Type** unsigned short

**Values**

0 ~ 4000

**Comment**

4 Config Set are supported

**Applied Model**

Eagle ISP

**Side Effect**

### **CAM NEXT P IrisMode**

Set P-IRIS Mode.

**Type** unsigned char

**Values**

0 Manual

1 Auto

**Comment**

4 Config Set are supported

**Applied Model**

Eagle ISP

**Side Effect**

### **CAM NEXT P IrisPosition**

Set P-IRIS Position.

**Type** unsigned char

**Values**

0 ~ 185

**Comment**

4 Config Set are supported

**Applied Model**

Eagle ISP

**Side Effect**

### **CAM NEXT P IrisLimit**

Set P-IRIS Limit.



**Type** unsigned char

**Values**

0 ~ 185

**Comment**

4 Config Set are supported

**Applied Model**

Eagle ISP

**Side Effect**

**CAM\_NEXT\_AFAccumMode**

Set AF Accumulation Mode

**Type** unsigned char

**Values**

0 Sum of Center Area

1 Sum of Total Area

**Comment**

4 Config Set are supported

**Applied Model**

Eagle ISP

**Side Effect**

**CAM\_NEXT\_AFMode**

Set Auto Focus Mode

**Type** unsigned char

**Values**

0 Semi Auto

1 Full Auto

**Comment**

4 Config Set are supported

**Applied Model**

Eagle ISP

**Side Effect**

**CAM\_NEXT\_SmartIREnable**

Enable Smart IR.

**Type** unsigned char

**Values**

0      Off  
 1      On

**Comment**

4 Config Set are supported

**Applied Model**

Eagle ISP

**Side Effect**

**CAM\_NEXT SmartIRLevel**

Set Smart IR Level.

**Type**                    unsigned char

**Values**

0 ~ 15

**Comment**

4 Config Set are supported

**Applied Model**

Eagle ISP

**Side Effect**

**CAM\_NEXT SmartIRPWMLevel**

Set Smart IR PWM Level.

**Type**                    unsigned char

**Values**

Dependent on SYS\_POWER\_DETECTION

0 or 1 :                0 ~ 100

Else :                 0 ~ 50

**Comment**

4 Config Set are supported

**Applied Model**

Eagle ISP

**Side Effect**

**CAM\_NEXT Gamma**

Set Gamma.

**Type**                    unsigned char

**Values**

0	Auto
1	RGB Gamma
2	RGB Gamma + Y Gamma
3	0.45 Gamma
4	0.50 Gamma
5	0.55 Gamma
6	0.60 Gamma
7	0.65 Gamma
8	0.70 Gamma
9	0.75 Gamma
10	0.80 Gamma
11	0.85 Gamma
12	0.90 Gamma
13	0.95 Gamma
14	1.00 Gamma

**Comment**

4 Config Set are supported

**Applied Model**

Eagle ISP

**Side Effect**

**CAM NEXT GainMG**

**CAM NEXT GainR**

**CAM NEXT GainYE**

**CAM NEXT GainG**

**CAM NEXT GainCY**

**CAM NEXT GainB**

**CAM NEXT GainY**

Set Gain MG/R/YE/G/CY/B/Y.

**Type** unsigned char

**Values**

0 ~ 255

**Comment**

4 Config Set are supported

**Applied Model**

Eagle ISP

**Side Effect**

**CAM SONYIS Lens Mode**

Set Lens Mode.

**Type** unsigned char

**Values**

0	Manual
1	DC - IRIS

**Comment**

4 Config Set are supported

**Applied Model**

IMX103

**Side Effect**

**CAM SONYIS DC Lens Mode**

Set Lens Mode.

**Type** unsigned char

**Values**

0	Auto
1	Open
2	Close
3	Hold

**Comment**

4 Config Set are supported

**Applied Model**

IMX103

**Side Effect**

**CAM SONYIS OpenVoltage**

**CAM SONYIS CloseVoltage**

Set Open/Close Voltage

**Type** unsigned char

**Values**

0.0 ~ 5.0 Voltage  
(step 0.1)

**Comment**

4 Config Set are supported

**Applied Model**

IMX103

**Side Effect**

**CAM SONYIS Shutter**

Set Shutter

**Type** unsigned char

**Values**

0	Auto
1	1/30
2	1/60
3	1/100
4	1/250
5	1/500
6	1/1000
7	1/2000
8	1/2500
9	1/5000
10	1/10000

**Comment**

4 Config Set are supported

**Applied Model**

IMX103

**Side Effect**

**CAM SONYIS AGC Limit**

Set AGC Limit

**Type** unsigned char

**Values**

0	1
1	2
2	3
3	4
4	5

5	6
6	7
7	8
8	9
9	10

**Comment**

4 Config Set are supported

**Applied Model**

IMX103

**Side Effect**

**CAM SONYIS SensUp Mode**

Set SensUp Mode.

**Type** unsigned char

**Values**

0	Off
1	Auto

**Comment**

4 Config Set are supported

**Applied Model**

IMX103

**Side Effect**

**CAM SONYIS SensUp Limit**

Set SensUp Limit.

**Type** unsigned char

**Values**

0	x2
1	x3
2	x4
3	x5
4	x6

**Comment**

4 Config Set are supported

**Applied Model**

IMX103

**Side Effect**

**CAM\_SONYIS\_Flickerless**

Set Flickerless.

**Type** unsigned char

**Values**

0	Off
1	Auto
2	50Hz Fixed
3	60Hz Fixed

**Comment**

4 Config Set are supported

**Applied Model**

IMX103

**Side Effect**

**CAM\_SONYIS\_AE\_Hold**

Set Auto Exposure Hold.

**Type** unsigned char

**Values**

0	Off
1	On

**Comment**

4 Config Set are supported

**Applied Model**

IMX103

**Side Effect**

**CAM\_SONYIS\_WDR**

Set WRD.

**Type** unsigned char

**Values**

0	Off
1	On

**Comment**

4 Config Set are supported

**Applied Model**

IMX103

**Side Effect**

**CAM SONYIS WB Mode**

Set White Balance Mode.

**Type** unsigned char

**Values**

0	ATW
1	AWB Hold
2	Temperature Track
3	Full Open

**Comment**

4 Config Set are supported

**Applied Model**

IMX103

**Side Effect**

**CAM SONYIS ATW Mode**

Set Auto White Balance Mode.

**Type** unsigned char

**Values**

0	Indoor
1	Outdoor

**Comment**

4 Config Set are supported

**Applied Model**

IMX103

**Side Effect**

**CAM SONYIS AWB ROffset**

**CAM SONYIS AWB BOffset**

Set Auto White Balance Red/Blue Offset.

**Type** unsigned char

**Values**

0 ~ 255



**Comment**

4 Config Set are supported

**Applied Model**

IMX103

**Side Effect**

**CAM\_SONYIS\_ColorTemperature**

Set Color temperature.

**Type** unsigned char

**Values**

0 ~ 63

**Comment**

4 Config Set are supported

**Applied Model**

IMX103

**Side Effect**

**CAM\_SONYIS\_DN\_Mode**

Set Day&Night Mode.

**Type** unsigned char

**Values**

Dependent on CAM\_SONYIS\_IR\_EXIST(1 or Else)

1	Else	
0	Auto+CDS	Auto
1	Day	Day
2	Night	Night
3	CDS	-

**Comment**

4 Config Set are supported

**Applied Model**

IMX103

**Side Effect**

**CAM\_SONYIS\_DN\_AGC\_DN**

**CAM\_SONYIS\_DN\_AGC\_ND**

Set Day to Night Threshold(AGC).

Set Night to Day Threshold(AGC).

**Type** unsigned char

**Values**

0 ~ 40

**Comment**

4 Config Set are supported

**Applied Model**

IMX103

**Side Effect**

**CAM SONYIS DN CDS DN**

**CAM SONYIS DN CDS ND**

Set Day to Night Threshold(CDS).

Set Night to Day Threshold(CDS).

**Type** unsigned char

**Values**

0~30

**Comment**

4 Config Set are supported

**Applied Model**

IMX103

**Side Effect**

**CAM SONYIS DN Delay**

Set Day&Night Transition delay.

**Type** unsigned char

**Values**

0 ~ 15

**Comment**

4 Config Set are supported

**Applied Model**

IMX103

**Side Effect**

**CAM SONYIS Mirror Mode**

Set Mirror Mode.

**Type** unsigned char

**Values**

0	Off
1	Horizontal
2	Vertical
3	Rotate

**Comment**

4 Config Set are supported

**Applied Model**

IMX103

**Side Effect**

**CAM SONYIS Negative Mode**

Set Negative Mode.

**Type** unsigned char

**Values**

0	Positive
1	Negative

**Comment**

4 Config Set are supported

**Applied Model**

IMX103

**Side Effect**

**CAM SONYIS Gamma**

Set Gamma.

**Type** unsigned char

**Values**

0	Offset #1
1	Offset #2
2	Offset #3
3	Offset #4
4	Offset #5
5	Offset #6
6	Offset #7
7	Offset #8

8 Offset #9

**Comment**

4 Config Set are supported

**Applied Model**

IMX103

**Side Effect**

**CAM SONYIS Sharpness**

Set Sharpness.

**Type** unsigned char

**Values**

0 ~ 255

**Comment**

4 Config Set are supported

**Applied Model**

IMX103

**Side Effect**

**CAM SONYIS CbGain**

**CAM SONYIS CrGain**

Set Cb/Cr Gain.

**Type** unsigned char

**Values**

0 ~ 255

**Comment**

4 Config Set are supported

**Applied Model**

IMX103

**Side Effect**

**CAM PS DN Mode**

Day&Night Mode of Panasonic Zoom Module applied camera

**Type** unsigned char

**Values**

0 Day

1 Night

- 2 Auto
- 3 External Sensor

**Comment**

4 Config Set are supported

**Applied Model**

**Side Effect**

**CAM PS DN Level**

Day&Night Level of Panasonic Zoom Module applied camera

**Type** unsigned char

**Values**

- 0 Low
- 1 Middle
- 2 High
- 3 Adjust

**Comment**

4 Config Set are supported

**Applied Model**

**Side Effect**

**CAM PS DN Adjust DN**

**CAM PS DN Adjust ND**

Day to Night Threshold of Panasonic Zoom Module applied camera

Night to Day Threshold of Panasonic Zoom Module applied camera

**Type** unsigned char

**Values**

- Group 1\* 0 ~ 255
- Group 2\* 0 ~ 6

**Comment**

4 Config Set are supported

Group 1 : P4, P5 Model

Group 2 : P3 Model

**Applied Model**

**Side Effect**

**CAM PS DN Time**

Day & Night Transition Time of Panasonic Zoom Module applied camera

**Type** unsigned char

**Values**

5 ~ 20

**Comment**

4 Config Set are supported

**Applied Model**

**Side Effect**

**CAM PS BLC**

BLC of Panasonic Zoom Module applied camera

**Type** unsigned char

**Values**

0 Off

1 On

**Comment**

4 Config Set are supported

**Applied Model**

**Side Effect**

**CAM PS FLIP**

FLIP of Panasonic Zoom Module applied camera

**Type** unsigned char

**Values**

0 Off

1 On

**Comment**

4 Config Set are supported

**Applied Model**

**Side Effect**

**CAM PS IS Mode**

Image Stabilizer Mode of Panasonic Zoom Module applied camera

**Type** unsigned char

**Values**

0	Off
1	On

**Comment**

4 Config Set are supported

**Applied Model**

**Side Effect**

**CAM PS IS Level**

Image Stabilizer Level of Panasonic Zoom Module applied camera

**Type** unsigned char

**Values**

0	Low
1	Middle
2	High

**Comment**

4 Config Set are supported

**Applied Model**

**Side Effect**

**CAM PS DNR Mode**

Noise Reduction Mode of Panasonic Zoom Module applied camera

**Type** unsigned char

**Values**

0	Off
1	On

**Comment**

4 Config Set are supported

**Applied Model**

**Side Effect**

**CAM PS DNR Level**

Noise Reduction Level of Panasonic Zoom Module applied camera

**Type** unsigned char

**Values**

Group 1*	0 ~ 6
Group 2*	0 ~ 5

**Comment**

4 Config Set are supported

Group 1 : MH322X

Group 2 : etc.

**Applied Model**

**Side Effect**

**CAM PS DFG**

Defog Mode of Panasonic Zoom Module applied camera

**Type** unsigned char

**Values**

0 Off

1 On

**Comment**

4 Config Set are supported

**Applied Model**

**Side Effect**

**CAM PS WB Mode**

White Balance Mode of Panasonic Zoom Module applied camera

**Type** unsigned char

**Values**

0 Auto

1 AWC

2 Manual

3 3200K fixed(Indoor)

4 5600K fixed(Outdoor)

5 4200K fixed(FLUO)

**Comment**

4 Config Set are supported

**Applied Model**

**Side Effect**

**CAM PS ATW Smart**

ATW(Auto White Balance) Smart of Panasonic Zoom Module applied camera



**Type** unsigned char

**Values**

- 0 Off
- 1 Smart1
- 2 Smart2
- 3 Smart3

**Comment**

4 Config Set are supported

**Applied Model**

**Side Effect**

**CAM PS WB RED**

**CAM PS WB BLUE**

WB Red/Blue of Panasonic Zoom Module applied camera

**Type** unsigned char

**Values**

0 ~ 255

**Comment**

4 Config Set are supported

**Applied Model**

**Side Effect**

**CAM PS IRIS Mode**

IRIS Mode of Panasonic Zoom Module applied camera

**Type** unsigned char

**Values**

- 0 Auto Iris(Priority Indoor Mode)
- 1 Manual Iris(EI Off)
- 2 Manual Iris(EI On)
- 3 Auto Iris(Priority Outdoor Mode)

**Comment**

4 Config Set are supported

**Applied Model**

**Side Effect**

**CAM PS IRIS Manual**

Manual Iris of Panasonic Zoom Module applied camera

**Type** unsigned char

**Values**

0 ~ 255

**Comment**

4 Config Set are supported

**Applied Model**

**Side Effect**

**CAM PS SHUTTER Mode**

Shutter of Panasonic Zoom Module applied camera

**Type** unsigned char

**Values**

	Group 1*	Group 2*
0	x128	x128
1	x64	x64
2	x32	x32
3	x16	x16
4	x10	x10
5	x6	x6
6	x4	x4
7	x2	x2
8	x1	x1
9	Auto	Auto
10	1/50	1/60
11	1/100	1/120
12	1/250	1/250
13	1/500	1/500
14	1/1000	1/1000
15	1/2000	1/2000
16	1/4000	1/4000
17	1/10000	1/10000
18	1/16000	1/16000

**Comment**

4 Config Set are supported

Group 1 : PAL

Group 2 : NTSC

**Applied Model**

**Side Effect**

**CAM PS SENSUP**

SENSUP of Panasonic Zoom Module applied camera

**Type** unsigned char

**Values**

0	Off
1	x2
2	x4
3	x6
4	x10
5	x16
6	x32
7	x64
8	x128

**Comment**

4 Config Set are supported

**Applied Model**

**Side Effect**

**CAM PS GAIN Color Max**

**CAM PS GAIN BW Max**

**CAM PS GAIN Auto Max**

ACG Max Gain(Color Mode) of Panasonic Zoom Module applied camera

ACG Max Gain(B/W Mode) of Panasonic Zoom Module applied camera

ACG Max Gain(Auto Mode) of Panasonic Zoom Module applied camera

**Type** unsigned char

**Values**

0	Off
1	30dB
2	36dB
3	42dB

4	24dB
5	27dB
6	33dB
7	39dB
8	21dB
9	18dB
10	15dB

**Comment**

4 Config Set are supported

**Applied Model**

**Side Effect**

**CAM PS GAIN Color**

**CAM PS GAIN BW**

ACG Gain(Color Mode) of Panasonic Zoom Module applied camera

ACG Gain(B/W Mode) of Panasonic Zoom Module applied camera

**Type** unsigned char

**Values**

0	0dB
1	3dB
2	6dB
3	9dB
4	12dB
5	15dB
6	18dB
7	21dB
8	24dB
9	27dB
10	30dB
11	33dB
12	36dB
13	39dB
14	42dB

**Comment**

4 Config Set are supported

**Applied Model**

**Side Effect**

**CAM PS DZ Limit**

Digital Zoom Limit of Panasonic Zoom Module applied camera

**Type** unsigned char

**Values**

0	x1
1	x2
2	x4
3	x8
4	x16
5	x20

**Comment**

4 Config Set are supported

**Applied Model**

**Side Effect**

**CAM PS SD**

WDR of Panasonic Zoom Module applied camera

**Type** unsigned char

**Values**

0	Off
1	On

**Comment**

4 Config Set are supported

**Applied Model**

**Side Effect**

**CAM PS Vivid**

Vivid color effect of Panasonic Zoom Module applied camera

**Type** unsigned char

**Values**

0 ~ 255

**Comment**

4 Config Set are supported

**Applied Model**

**Side Effect**

**CAM PS AFSensitivity**

Auto Focus Sensitivity of Panasonic Zoom Module applied camera

**Type** unsigned char

**Values**

0 ~ 15

**Comment**

4 Config Set are supported

**Applied Model**

**Side Effect**

**CAM PS Gamma**

Gamma of Panasonic Zoom Module applied camera

**Type** unsigned char

**Values**

0	Off
1	On
2	Smart1
3	Smart2
4	Smart3
5	Smart4

**Comment**

4 Config Set are supported

**Applied Model**

**Side Effect**

**CAM PS ApertureMode**

Aperture Mode of Panasonic Zoom Module applied camera

**Type** unsigned char

**Values**

0	Off
1	On

**Comment**

4 Config Set are supported

**Applied Model**

**Side Effect**

**CAM PS ApertureVDirect**

**CAM PS ApertureHDirect**

Aperture Vertical/Horizontal Direct of Panasonic Zoom Module applied camera

**Type** unsigned char

**Values**

0 ~ 63

**Comment**

4 Config Set are supported

**Applied Model**

**Side Effect**

**CAM PS HighlightCompensation**

Highlight Compensation of Panasonic Zoom Module applied camera

**Type** unsigned char

**Values**

0	Off
1	On

**Comment**

4 Config Set are supported

**Applied Model**

**Side Effect**

**CAM PS FocusArea**

Focus Area of Panasonic Zoom Module applied camera

**Type** unsigned char

**Values**

0	Whole Screen
1	Between 1 and 3
2	Screen center only

**Comment**

4 Config Set are supported

**Applied Model**

**Side Effect**

**CAM PS ATWRed**

**CAM PS ATWBlue**

ATW Red/Blue of Panasonic Zoom Module applied camera

**Type** unsigned char

**Values**

0 ~ 255

**Comment**

4 Config Set are supported

**Applied Model**

**Side Effect**

**CAM PS AFNearLimit**

Auto Focus near Limit of Panasonic Zoom Module applied camera

**Type** unsigned char

**Values**

0	10cm
1	30cm
2	50cm
3	1.5m
4	3m
5	5m

**Comment**

4 Config Set are supported

**Applied Model**

**Side Effect**

**CAM PS Pedestal**

Pedestal of Panasonic Zoom Module applied camera

**Type** unsigned char

**Values**

0 ~ 255

**Comment**

4 Config Set are supported

**Applied Model**

**Side Effect**



**CAM PS AFLuminousResponse**

Auto Focus Luminous response of Panasonic Zoom Module applied camera

**Type** unsigned char

**Values**

0 ~ 63

**Comment**

4 Config Set are supported

**Applied Model**

**Side Effect**

**CAM PS SNPriorityMode**

S/N Priority Mode of Panasonic Zoom Module applied camera

**Type** unsigned char

**Values**

0 Off

1 On

**Comment**

4 Config Set are supported

**Applied Model**

**Side Effect**

**CAM PS ChromaSuppression**

Chroma Suppression of Panasonic Zoom Module applied camera

**Type** unsigned char

**Values**

0 Off

1 Low

2 Middle

3 High

**Comment**

4 Config Set are supported

**Applied Model**

MH322X only

**Side Effect**

**CAM\_AMBA\_FLIP\_HORIZON**

**CAM\_AMBA\_FLIP\_VERTICAL**

Set Flip horizontal/vertical.

**Type** unsigned char

**Values**

0 Off

1 On

**Comment**

4 Config Set are supported

**Applied Model**

AMBA ISP.

**Side Effect**

**CAM\_AMBA\_AWB\_MODE**

Set AWB Mode.

**Type** unsigned char

**Values**

0 Auto

1 Outdoor

2 Incandescent

3 Flourescent

4 Sunny

5 Cloudy

6 Custom

**Comment**

4 Config Set are supported

**Applied Model**

AMBA ISP.

**Side Effect**

**CAM\_AMBA\_AWB\_RGAIN**

**CAM\_AMBA\_AWB\_GGAIN**

**CAM\_AMBA\_AWB\_BGAIN**

Set Auto White Balance Red/Green/Blue Gain.

**Type** unsigned char

**Values**

0 ~ 200

**Comment**

4 Config Set are supported

**Applied Model**

AMBA ISP.

**Side Effect**

**CAM AMBA SHARP LEVEL**

Set Sharpness level.

**Type** unsigned char

**Values**

0 ~ 10

**Comment**

4 Config Set are supported

**Applied Model**

AMBA ISP.

**Side Effect**

**CAM AMBA WDR MODE**

Set WDR Mode.

**Type** unsigned char

**Values**

1 On

3 Off

**Comment**

4 Config Set are supported

**Applied Model**

AMBA ISP.

**Side Effect**

**CAM AMBA WDR LEVEL**

Set WDR Level

**Type** unsigned char

**Values**

0 ~ 10

**Comment**

4 Config Set are supported

**Applied Model**

AMBA ISP.

**Side Effect**

**CAM AMBA TDN MODE**

Set TDN Mode.

**Type** unsigned char

**Values**

	Group 1*	Group 2*
0	Auto	Auto
1	-	-
2	Day	Day
3	Night	Night
4	CDS	-

**Comment**

4 Config Set are supported

Group 1 : IR Model

Group 2 : etc.

**Applied Model**

AMBA ISP.

**Side Effect**

**CAM AMBA TDN IR CONTROL**

Set IR Control Mode

**Type** unsigned char

**Values**

0	Auto
1	On
2	Off

**Comment**

4 Config Set are supported

**Applied Model**

AMBA ISP.

IR Model only.

**Side Effect**

**CAM AMBA TDN DAY TH**

**CAM AMBA TDN NIGHT TH**

Set Day/Night transition threshold.

**Type** unsigned char

**Values**

0 ~ 100

**Comment**

4 Config Set are supported

**Applied Model**

AMBA ISP.

**Side Effect**

**CAM AMBA DSS VALUE NIGHT**

Set DSS Value at Night.

**Type** unsigned char

**Values**

1	1/1
2	1/2
3	1/3
5	1/5
6	1/6
10	1/10
15	1/15
25	1/25
30	1/30
50	1/50
60	1/60
100	1/100
120	1/120
125	1/125
150	1/150
180	1/180
200	1/200
240	1/240

250	1/250
300	1/300
400	1/400
420	1/420
450	1/450
480	1/480
500	1/500
600	1/600
700	1/700
800	1/800
900	1/900
1000	1/1000

**Comment**

4 Config Set are supported

**Applied Model**

AMBA ISP.

**Side Effect**

**CAM AMBA DSS MODE**

Set DSS Mode

**Type** unsigned char

**Values**

0	Auto
1	On
2	Off

**Comment**

4 Config Set are supported

**Applied Model**

AMBA ISP.

**Side Effect**

**CAM AMBA AE TARGET**

Set Auto exposure target.

**Type** unsigned char

**Values**

13 ~ 200

**Comment**

4 Config Set are supported

**Applied Model**

AMBA ISP.

**Side Effect**

**CAM\_AMBA\_CDS\_DAY\_TH**

**CAM\_AMBA\_CDS\_NIGHT\_TH**

Set Day/Night transition Threshold(CDS)

**Type** unsigned char

**Values**

3 ~ 30

**Comment**

4 Config Set are supported

**Applied Model**

AMBA ISP.

IR Model only.

**Side Effect**

**CAM\_AMBA\_CURRENT\_Y**

Get current Y value.

**Type** unsigned char

**Values**

**Comment**

Read only

**Applied Model**

AMBA ISP.

**Side Effect**

**CAM\_AMBA\_BRIGHTNESS**

**CAM\_AMBA\_CONTRAST**

**CAM\_AMBA\_SATURATION**

Set Brightness/Contrast/Saturation

**Type** unsigned char

**Values**

0 ~ 100

**Comment**

4 Config Set are supported

**Applied Model**

AMBA ISP.

**Side Effect**

**CAM AMBA NF LEVEL**

Set Noise Filter Level.

**Type** unsigned char

**Values**

0 ~ 10

**Comment**

4 Config Set are supported

**Applied Model**

AMBA ISP.

**Side Effect**

**CAM AMBA NF 3D MODE**

Set Noise Filter 3D Mode

**Type** unsigned char

**Values**

0 Smart 3D

1 Manual

**Comment**

4 Config Set are supported

**Applied Model**

AMBA ISP.

**Side Effect**

**CAM AMBA NF 3D LEVEL**

Set Noise Filter 3D Level.

**Type** unsigned char

**Values**

0 ~ 10

**Comment**

4 Config Set are supported



**Applied Model**

AMBA ISP.

**Side Effect**

**CAM AMBA SP AUTOCONTRAST**

Set Auto Contrast.

**Type** unsigned char

**Values**

0 ~ 100

**Comment**

4 Config Set are supported

**Applied Model**

AMBA ISP.

**Side Effect**

**CAM POWERUPACTION**

PowerUp Action of Speed Dome Camera

**Type** unsigned char

**Values**

0	Off
1	Last Action
2	Preset #1

**Comment**

**Applied Model**

**Side Effect**

**CAM SCHSUN ~ CAM SCHSAT**

Camera Image Setting(Config Set#1~#4) enable schedule by day of the week and time.

**Type** 32 bytes, array type

**Values**

*From Array[0] to Array[23]are valid. Only 24 digits are used in HTTP API  
Array[0] represents 0:00:00 ~ 0:59:59, Array[1] represents 1:00:00 ~ 1:59:59*

0	Config Set#1
1	Config Set #2
2	Config Set #3

3 Config Set #4

**Comment**

**Side Effect**

**String for HTTP API**

Read/Write : CAM\_SCHE SUN=0011222222333333330000

**CAM\_NTSC\_PAL**

Set Input Frequency

**Type** unsigned int

**Values**

0 60Hz(NTSC)

1 50Hz(Pal)

**Comment**

**Side Effect**

**CAM\_AFAFTERZOOM**

Set Auto Focus after Zoom control

**Type** unsigned char

**Values**

0 Off

1 On

**Comment**

**Applied Model**

Zoom or PTZ Model.

**Side Effect**

**CAM\_OneShotAFafterPTZ**

Set One Shot Auto Focus After PTZ

**Type** unsigned char

**Values**

0 Off

1 On

**Comment**

**Applied Model**

Except Wonwoo Module.

**Side Effect**

**CAM\_AFSensitivity**

Set Auto Focus Sensitivity.

**Type** unsigned char

**Values**

0	Auto
1	Strong
2	Weak

**Comment**

**Applied Model**

Zoom(and NXP ISP) Model only

**Side Effect**

**CAM\_AFArea**

Set Auto Focus Area

**Type** unsigned char

**Values**

0	Full
1	Center

**Comment**

**Applied Model**

Zoom(and NXP ISP) Model only

**Side Effect**

**CAM\_AFAutoInitMode**

Set Auto Focus Init Mode.

**Type** unsigned char

**Values**

0	Off
1	Everyday
2	Every Sunday

**Comment**

**Applied Model**

Zoom(and NXP ISP) Model only

**Side Effect**

**CAM\_AFAutoInitHour**

Set Auto Focus Init Hour.

**Type** unsigned char

**Values**

0	AM 0:00
1	AM 1:00
2	AM 2:00
3	AM 3:00
4	AM 4:00
5	AM 5:00
6	AM 6:00
7	AM 7:00
8	AM 8:00
9	AM 9:00
10	AM 10:00
11	AM 11:00
12	PM 12:00
13	PM 1:00
14	PM 2:00
15	PM 3:00
16	PM 4:00
17	PM 5:00
18	PM 6:00
19	PM 7:00
20	PM 8:00
21	PM 9:00
22	PM 10:00
23	PM 11:00

**Comment**

**Applied Model**

Zoom(and NXP ISP) Model only

**Side Effect**

**CAM\_DISPLAYZOOMMAG**

Display Zoom Magnification

**Type** unsigned char

**Values**

0	Off
1	On

**Comment**

**Applied Model**

PTZ Model only

**Side Effect**

**CAM SET IRLED MODE**

Display Zoom Magnification

**Type** unsigned char

**Values**

	<i>Group 1*</i>	<i>Group 2*</i>
0	<i>Auto-Eco</i>	<i>Auto</i>
1	<i>Auto-Normal</i>	<i>Manual</i>
2	<i>Auto-Strong</i>	
3	<i>Manual</i>	

**Comment**

Group 1 : P4, P5

Group 2 : P3

**Applied Model**

IR Model only

**Side Effect**

**CAM SET NEARLED**

**CAM SET FARLED**

Display Zoom Magnification

**Type** unsigned char

**Values**

0	Off
1	On

**Comment**

*All Off : CAM\_SET\_NEARLED(0), CAM\_SET\_FARLED(0)*

*Near LED On : CAM\_SET\_NEARLED(1), CAM\_SET\_FARLED(0)*

*Far LED On : CAM\_SET\_NEARLED(0), CAM\_SET\_FARLED(1)*

*All On : Do not use.*

**Applied Model**

IR Model only

**Side Effect**

**CAM SET SPECIALMODEOFCONFIG4**

Enable config set#4 when day&night mode is auto and status is B/W.

**Type** unsigned char

**Values**

0	Off
1	On

**Comment**

**Applied Model**

**Side Effect**

**CAM EXTPTZDISABLE**

Prevent Auto PTZ.

**Type** unsigned char

**Values**

0	Off(Allow)
1	On(Prevent)

**Comment**

**Applied Model**

PTZ Model only

**Side Effect**

**CAM CODEC SATURATION**

Set Saturation

**Type** unsigned char

**Values**

1 ~ 255

**Comment**

4 Config Set are supported

**Applied Model**

**Side Effect**

### **CAM CODEC CONTRAST**

Set Contrast

**Type** unsigned char

**Values**

1 ~ 255

**Comment**

4 Config Set are supported

**Applied Model**

**Side Effect**

### **CAM CODEC BRIGHTNESS**

Set Brightness

**Type** unsigned char

**Values**

1 ~ 255

**Comment**

4 Config Set are supported

**Applied Model**

**Side Effect**

### **CAM CODEC NF MODE**

Set Noise Filter Mode

**Type** unsigned char

**Values**

0	Off
1	Normal 2D
2	Normal 3D #1
3	Normal 3D #2
4	Strong
5	Blend

**Comment**

4 Config Set are supported

*Max encoding performance is restricted in 'Strong' or 'Blend' Mode.*

*Please use the mode only when Performance usage rate is 80% or less.*

**Applied Model**

**Side Effect**

**CAM CODEC NFPARAM1**

Set "Normal 2D/3D" Strength.

**Type** unsigned char

**Values**

*0 ~ 200*

**Comment**

4 Config Set are supported

**Applied Model**

**Side Effect**

**CAM CODEC NFPARAM2**

Set "Strong/Blend" Strength.

**Type** unsigned char

**Values**

*0 ~ 30*

**Comment**

4 Config Set are supported

**Applied Model**

**Side Effect**

**CAM CODEC NFPARAM3**

Set Adaptive Mode.

**Type** unsigned char

**Values**

*0 Off*

*1 On*

**Comment**

4 Config Set are supported

**Applied Model**

**Side Effect**

**CAM CODEC NFPARAM4**

Set Adaptive Strong Strength.

**Type** unsigned char



**Values**

*0 ~ 2*

**Comment**

4 Config Set are supported

**Applied Model**

**Side Effect**

**CAM CODEC EDGE MODE**

Set Edge Enhancement Mode.

**Type** unsigned char

**Values**

*0 Off*

*1 On*

**Comment**

4 Config Set are supported

**Applied Model**

**Side Effect**

**CAM CODEC EDGEPARAM1**

Set Edge Enhancement Sensitivity.

**Type** unsigned char

**Values**

*0 ~ 7*

**Comment**

4 Config Set are supported

**Applied Model**

**Side Effect**

**CAM CODEC EDGEPARAM2**

Set Edge Enhancement Strength.

**Type** unsigned char

**Values**

*0 ~ 31*

**Comment**

4 Config Set are supported

**Applied Model**

**Side Effect**

**CAM HI FLIP HORIZON**

Set Flip Horizontal

**Type** unsigned char

**Values**

0	Off
1	On

**Comment**

Default: 0  
4 Config Set are supported

**Applied Model**

**Side Effect**

**CAM HI FLIP VERTICAL**

Set Flip Vertical

**Type** unsigned char

**Values**

0	Off
1	On

**Comment**

Default: 0  
4 Config Set are supported

**Applied Model**

**Side Effect**

**CAM HI TDN MODE**

Set Day&Night Mode.

**Type** unsigned char

**Values**

	<i>Group1*</i>	<i>Group2*</i>
0	Auto	Auto
2	Day	Day
3	Night	Night
4	CDS	-
5	External Sensor	External Sensor

**Comment**

Default: 0  
 4 Config Set are supported

Group 1 : CAM\_TDN\_IS\_IR\_LED != 0  
 Group 2 : CAM\_TDN\_IS\_IR\_LED == 0

**Applied Model**

**Side Effect**

**CAM HI TDN IR CONTROL**

Set IR Control mode.

**Type** unsigned char

**Values**

0	Auto
1	On
2	Off

**Comment**

Default: 0  
 4 Config Set are supported

**Applied Model**

**Side Effect**

**CAM HI TDN DAY TH**

Set TDN Night to Day Threshold.

**Type** unsigned char

**Values**

0 ~ 100

**Comment**

Default: 30  
 4 Config Set are supported

**Applied Model**

**Side Effect**

**CAM HI TDN NIGHT TH**

Set TDN Day to Night Threshold.

**Type** unsigned char

**Values**

0 ~ 100

**Comment**

Default: 8

4 Config Set are supported

**Applied Model**

**Side Effect**

**CAM HI IRIS MODE**

Set IRIS mode.

**Type** unsigned char

**Values**

0 Auto

1 Manual

**Comment**

Default: 1

4 Config Set are supported

Valid when CAM\_HI\_IRIS\_TYPE != 0.

**Applied Model**

**Side Effect**

**CAM HI IRIS VALUE**

Set IRIS active time.

**Type** unsigned char

**Values**

1 1

2 2

4 4

8 8

16 16

32 32

**Comment**

Default: 1

4 Config Set are supported

Valid when CAM\_HI\_IRIS\_MODE == 0 and CAM\_HI\_IRIS\_TYPE == 1

**Applied Model**

**Side Effect**

**CAM\_HI\_DSS\_MODE\_NIGHT**

Set slow shutter mode.

**Type** unsigned char

**Values**

0	Auto
1	On
2	Off

**Comment**

Default: 1

4 Config Set are supported

**Applied Model**

**Side Effect**

**CAM\_HI\_AE\_MODE**

Set Auto Exposure mode.

**Type** unsigned char

**Values**

0	Off
1	BLC
2	WDR

**Comment**

Default: 0

4 Config Set are supported

**Applied Model**

**Side Effect**

**CAM\_HI\_AE\_TARGET**

Set exposure target.

**Type** unsigned char

**Values**

1 ~ 10

**Comment**

Default: 1

4 Config Set are supported

**Applied Model**

**Side Effect**

**CAM HI GAMMA INDEX**

Set Auto Exposure Max gain.

**Type** unsigned char

**Values**

0	0
1	1
2	2

**Comment**

Default: 0

4 Config Set are supported

**Applied Model**

**Side Effect**

**CAM HI CDS DAY TH**

Set CDS Night -> Day Threshold.

**Type** unsigned char

**Values**

3 ~ 30

**Comment**

Default: 11

4 Config Set are supported

**Applied Model**

**Side Effect**

**CAM HI CDS NIGHT TH**

Set CDS Day -> Night Threshold.

**Type** unsigned char

**Values**

3 ~ 30

**Comment**

Default: 5

4 Config Set are supported

**Applied Model**

**Side Effect**

**CAM\_HI\_DEFOG\_MODE**

Set defog mode.

**Type** unsigned char

**Values**

0	Off
1	On

**Comment**

Default: 0

4 Config Set are supported

**Applied Model**

**Side Effect**

**CAM\_HI\_CURRENT\_Y**

Read Current Y Value and CDS Value.

**Type**

**Values**

**Comment**

HI ISP MODULE

**Applied Model**

**Side Effect**

**String for HTTPAPI**

Read : CAM\_HI\_CURRENT\_Y=Current Value 0 CDS Value 3

**CAM\_HI\_AWB\_MODE**

Set Auto White Balance mode.

**Type** unsigned char

**Values**

0	Normal
10	Underwater

**Comment**

Default: 0

4 Config Set are supported

**Applied Model**

**Side Effect**

**CAM\_HI\_TDN\_FILTER**

Set IR Cut Filter.

**Type** unsigned char

**Values**

0	Auto (According to ISP's Day/Night state)
1	On (Day)
2	Off (Night)

**Comment**

Default: 0

4 Config Set are supported

**Applied Model**

**Side Effect**

**CAM\_HI\_DSS\_VALUE\_DAY**

**CAM\_HI\_DSS\_VALUE\_NIGHT**

Set the range of shutter time with two parameters. CAM\_HI\_DSS\_VALUE\_DAY is max, CAM\_HI\_DSS\_VALUE\_NIGHT is min.

**Type** unsigned int

**Values**

1 ~ 10000	1 sec ~ 1/10000 sec
-----------	---------------------

**Comment**

Default: CAM\_HI\_DSS\_VALUE\_DAY(10000),

CAM\_HI\_DSS\_VALUE\_NIGHT(15)

CAM\_HI\_DSS\_VALUE\_DAY value should be equal or larger than

CAM\_HI\_DSS\_VALUE\_NIGHT value

4 Config Set are supported

**Applied Model**

**Side Effect**

**CAM\_HI\_AE\_MAX**

Set sensor's analog gain.

**Type** unsigned char

**Values**



1 ~ 30

**Comment**

Default: 30

4 Config Set are supported

**Applied Model**

**Side Effect**

**CAM HI AE DMAX**

Set ISP's digital gain

**Type** unsigned char

**Values**

1 ~ 30

**Comment**

Default: 2

4 Config Set are supported

**Applied Model**

**Side Effect**

**2.13 ETC parameters**

**ETC USEROSDENABLE1**

**ETC USEROSDENABLE2**

**ETC USEROSDENABLE3**

**ETC USEROSDENABLE4**

Enable or disable user OSD

**Type** unsigned char

**Values**

0 Disable

1 Enable

**Comment**

**Side Effect**

**ETC USEROSDSTRING1**

**ETC USEROSDSTRING2**

**ETC USEROSDSTRING3**

**ETC USEROSDSTRING4**

User OSD string.

**Type** 64bytes array

**Values**

*Null terminated String, Max 20 characters including Korean.*

**Comment**

**Side Effect**

**ETC USEROSDX1**

**ETC USEROSDX2**

**ETC USEROSDX3**

**ETC USEROSDX4**

**ETC USEROSDY1**

**ETC USEROSDY2**

**ETC USEROSDY3**

**ETC USEROSDY4**

X-coordinate/Y-coordinate of user OSD

**Type** unsigned short

**Values**

*0 ~ 1000* coordinate

**Comment**

**Side Effect**

**ETC USEROSDFONTSIZE1**

**ETC USEROSDFONTSIZE2**

**ETC USEROSDFONTSIZE3**

**ETC USEROSDFONTSIZE4**

Font size of user OSD

**Type** unsigned char

**Values**

*12 ~ 48* font size

**Comment**

**Side Effect**

**ETC\_USEROSDCOLOR1**

**ETC\_USEROSDCOLOR2**

**ETC\_USEROSDCOLOR3**

**ETC\_USEROSDCOLOR4**

Color of user OSD

**Type** unsigned char

**Values**

0	White
1	Gray1
2	Gray2
3	Gray3
4	Black
5	Red
6	Green
7	Blue
8	Yellow
9	Orange

**Comment**

**Side Effect**

**ETC\_EVENTOSDDISPLAYNAME0**

**ETC\_EVENTOSDDISPLAYNAME1**

**ETC\_EVENTOSDDISPLAYNAME2**

**ETC\_EVENTOSDDISPLAYNAME3**

Enable to display event name.

**Type** unsigned char

**Values**

0	Disable
1	Enable

**Comment**

**Side Effect**

**ETC\_EVENTOSDSTRING0**

**ETC\_EVENTOSDSTRING1**

**ETC\_EVENTOSDSTRING2**

**ETC\_EVENTOSDSTRING3**

Set Event OSD string.

**Type** 64bytes array

**Values**

*Null terminated String, Max 20 characters including Korean.*

**Comment**

**Side Effect**

**ETC\_EVENTOSDX0**

**ETC\_EVENTOSDX1**

**ETC\_EVENTOSDX2**

**ETC\_EVENTOSDX3**

**ETC\_EVENTOSDY0**

**ETC\_EVENTOSDY1**

**ETC\_EVENTOSDY2**

**ETC\_EVENTOSDY3**

X-coordinate/Y-coordinate of user OSD.

**Type** unsigned short

**Values**

*0 ~ 1000* coordinate

**Comment**

**Side Effect**

**ETC\_EVENTOSDFONTSIZE0**

**ETC\_EVENTOSDFONTSIZE1**

**ETC\_EVENTOSDFONTSIZE2**

**ETC\_EVENTOSDFONTSIZE3**

Font Size of Event OSD.

**Type** unsigned char

**Values**

*12 ~ 48* font size

**Comment**

**Side Effect**

**ETC\_EVENTOSDCOLOR0**

**ETC\_EVENTOSDCOLOR1**

**ETC\_EVENTOSDCOLOR2**

**ETC\_EVENTOSDCOLOR3**

Color of Event OSD

**Type** unsigned char

**Values**

0	White
1	Gray1
2	Gray2
3	Gray3
4	Black
5	Red
6	Green
7	Blue
8	Yellow
9	Orange

**Comment**

**Side Effect**

**ETC\_EVENTOSDEFFECT0**

**ETC\_EVENTOSDEFFECT1**

**ETC\_EVENTOSDEFFECT2**

**ETC\_EVENTOSDEFFECT3**

Effect of Event OSD

**Type** unsigned char

**Values**

0	No Effect
1	Slow Blink
2	Fast Blink

**Comment**

**Side Effect**

**ETC\_EVENTHTTPENABLE0**

**ETC\_EVENTHTTPENABLE1**

**ETC\_EVENTHTTPENABLE2**

**ETC\_EVENTHTTPENABLE3**

Enable HTTP Action

**Type** unsigned char

**Values**

0	Off
1	On

**Comment**

**Side Effect**

**ETC\_EVENTHTTPSTRING0**

**ETC\_EVENTHTTPSTRING1**

**ETC\_EVENTHTTPSTRING2**

**ETC\_EVENTHTTPSTRING3**

Set HTTP Action string

**Type** 256bytes array

**Values**

*Null terminated String, Max 255 characters*

**Comment**

**Side Effect**

**ETC\_AUTOPARKINGSCHESUN ~ ETC\_AUTOPARKINGSCHESAT**

AutoParking enable schedule by day of the week and time.

**Type** 32 bytes, array type

**Values**

*From Array[0] to Array[23]are valid. Only 24 digits are used in HTTP API  
Array[0] represents 0:00:00 ~ 0:59:59, Array[1] represents 1:00:00 ~ 1:59:59*

0	Parking Action#1
1	Parking Action#2
2	Parking Action#3
3	Parking Action#4

**Comment**

**Side Effect**

**String for HTTP API**

Read/Write : ETC\_AUTOPARKINGSCHESUN=012300000000000000000000

**ETC MOTIONSCHESUN ~ ETC MOTIONSCHESAT**

Motion enable schedule by day of the week and time.

**Type** 32 bytes, array type

**Values**

*From Array[0] to Array[23] are valid. Only 24 digits are used in HTTP API  
 Array[0] represents 0:00:00 ~ 0:59:59, Array[1] represents 1:00:00 ~ 1:59:59*

0	Disable
1	Enable

**Comment**

**Side Effect**

**String for HTTP API**

Read/Write : ETC\_MOTIONSCHESUN=111111100000000111111111

**ETC AutoPursuit Sensitivity**

Set AutoPursuit Sensitivity.

**Type** unsigned char

**Values**

0	High
1	Middle
2	Low

**Comment**

**Side Effect**

**ETC AutoPursuit Height**

Set AutoPursuit Height.

**Type** unsigned char

**Values**

0	2.5m
1	2.75m
2	3.0m
3	3.25m
4	3.5m

5	3.75m
6	4.0m
7	4.25m
8	4.5m
9	4.75m
10	5.0m
11	5.5m
12	6.0m
13	6.5m
14	7.0m
15	7.5m
16	8.0m
17	8.5m
18	9.0m
19	9.5m
20	10.0m
21	12.0m
22	14.0m
23	16.0m
24	18.0m
25	20.0m
26	22.0m
27	24.0m
28	26.0m
29	28.0m
30	30.0m

**Comment**  
**Side Effect**

**ETC AutoPursuit Zoom**

Enable Zoom Effective Mode.

**Type** unsigned char

**Values**

0	Off
1	On



**Comment**  
**Side Effect**

**ETC AutoPursuit Size**

Set Object Size.

**Type** unsigned char

**Values**

- |   |                                   |
|---|-----------------------------------|
| 0 | <i>Small (1/4 on the screen)</i>  |
| 1 | <i>Middle (1/2 on the screen)</i> |
| 2 | <i>Large (3/4 on the screen)</i>  |

**Comment**  
**Side Effect**

**ETC AutoPursuit ResetTime**

Set AutoPursuit Reset time.

**Type** unsigned char

**Values**

- |    |                             |
|----|-----------------------------|
| 0  | <i>3s After Starting</i>    |
| 1  | <i>5s After Starting</i>    |
| 2  | <i>10s After Starting</i>   |
| 3  | <i>30s After Starting</i>   |
| 4  | <i>10s After Stopping</i>   |
| 5  | <i>20s After Stopping</i>   |
| 6  | <i>30s After Stopping</i>   |
| 7  | <i>40s After Stopping</i>   |
| 8  | <i>50s After Stopping</i>   |
| 9  | <i>1min After Stopping</i>  |
| 10 | <i>2min After Stopping</i>  |
| 11 | <i>3min After Stopping</i>  |
| 12 | <i>5min After Stopping</i>  |
| 13 | <i>10min After Stopping</i> |
| 14 | <i>No Limitation</i>        |

**Comment**  
**Side Effect**

**ETC AutoPursuit ResetPosition**

Reset Position

**Type** unsigned short

**Values**

0 Previous Preset

1~500 Preset Number

(Except 131~134, 141~148, 151~158, 161~162, 167, 174~175, 177~179)

**Comment**

**Side Effect**

**ETC AutoPursuit Display**

Display Tacking Box

**Type** unsigned char

**Values**

0 Off

1 On

**Comment**

**Side Effect**

**ETC AutoPursuit Enable**

Enable Auto Tracking

**Type** unsigned char

**Values**

0 Off

1 On

**Comment**

**Side Effect**

**ETC AutoPursuit Zoomlimit**

Zoom Limit

**Type** unsigned char

**Values**

0 No Limit

1 x2

2 x3

3 x5

4 x10

5 x20

**Comment**

**Side Effect**

**ETC MPEGTS DestinationIP Ch0**

**ETC MPEGTS DestinationIP Ch1**

**ETC MPEGTS DestinationIP Ch2**

**ETC MPEGTS DestinationIP Ch3**

MPEGTS Destination IP(Primary, Secondary#1, #2, #3)

**Type** 64bytes array

**Values**

*Null terminated String, Max 60 characters.*

**Comment**

**Side Effect**

**ETC MPEGTS DestinationPORT Ch0**

**ETC MPEGTS DestinationPORT Ch1**

**ETC MPEGTS DestinationPORT Ch2**

**ETC MPEGTS DestinationPORT Ch3**

MPEGTS Destination Port(Primary, Secondary#1, #2, #3)

**Type** unsigned short

**Values**

*1 ~ 65535* Port number

**Comment**

**Side Effect**

**ETC MPEGTS ENABLE Ch0**

**ETC MPEGTS ENABLE Ch1**

**ETC MPEGTS ENABLE Ch2**

**ETC MPEGTS ENABLE Ch3**

Enable MPEGTS(Primary, Secondary#1, #2, #3)

**Type** unsigned char

**Values**

*0* Disable

*1* Enable

**Comment**  
**Side Effect**

**ETC\_SWLISTENABLE0 ~ ETC\_SWLISTENABLE3**

Enable Smooth Switching List.

**Type** unsigned char

**Values**

0	Disable
1	Enable

**Comment**

*ETC\_SWLISTENABLE0 : Remote #1*  
*ETC\_SWLISTENABLE1 : Remote #2*  
*ETC\_SWLISTENABLE2 : Remote #3*  
*ETC\_SWLISTENABLE3 : Remote #4*

**Applied Model**

*TCS3500(Decoder Mode), TCS1500*

**Side Effect**

**ETC\_SWLIST00 ~ ETC\_SWLIST99**

Set each Smooth Switching list URL.

**Type** 128Bytes array

**Values**

*Null terminated String, max 128 characters*

**Comment**

*ETC\_SWLIST00 ~ ETC\_SWLIST24 : Remote #1 (No.1 ~ No.25)*  
*ETC\_SWLIST25 ~ ETC\_SWLIST49 : Remote #2 (No.1 ~ No.25)*  
*ETC\_SWLIST50 ~ ETC\_SWLIST74 : Remote #3 (No.1 ~ No.25)*  
*ETC\_SWLIST75 ~ ETC\_SWLIST99 : Remote #4 (No.1 ~ No.25)*

**Applied Model**

*TCS3500(Decoder Mode), TCS1500*

**Side Effect**

**ETC\_SWNAME00 ~ ETC\_SWNAME99**

Set each Smooth Switching list name.

**Type** 32Bytes array

**Values**

*Null terminated String, max 32 characters*

**Comment**

*ETC\_SWNAME00 ~ ETC\_SWNAME24 : Remote #1 (No.1 ~ No.25)*

*ETC\_SWNAME25 ~ ETC\_SWNAME49 : Remote #2 (No.1 ~ No.25)*

*ETC\_SWNAME50 ~ ETC\_SWNAME74 : Remote #3 (No.1 ~ No.25)*

*ETC\_SWNAME75 ~ ETC\_SWNAME99 : Remote #4 (No.1 ~ No.25)*

**Applied Model**

*TCS3500(Decoder Mode), TCS1500*

**Side Effect**

**ETC\_SWREMOTETYPE00 ~ ETC\_SWREMOTETYPE99**

Set each Smooth Switching list remote type.

**Type** unsigned char

**Values**

- 0 VSNM
- 1 RTSP
- 2 RTP
- 3 MPEGTS
- 5 RTMP

**Comment**

*ETC\_SWREMOTETYPE00 ~ ETC\_SWREMOTETYPE24 : Remote #1 (No.1 ~ No.25)*

*ETC\_SWREMOTETYPE25 ~ ETC\_SWREMOTETYPE49 : Remote #2 (No.1 ~ No.25)*

*ETC\_SWREMOTETYPE50 ~ ETC\_SWREMOTETYPE74 : Remote #3 (No.1 ~ No.25)*

*ETC\_SWREMOTETYPE75 ~ ETC\_SWREMOTETYPE99 : Remote #4 (No.1 ~ No.25)*

**Applied Model**

*TCS3500(Decoder Mode), TCS1500*

**Side Effect**

**ETC\_SWTIMER00 ~ ETC\_SWTIMER99**

Set each Smooth Switching list timer.

**Type** unsigned short

**Values**

- 1 ~ 65535 second

**Comment**

*ETC\_SWTIMER00 ~ ETC\_SWTIMER24 : Remote #1 (No.1 ~ No.25)*

*ETC\_SWTIMER25 ~ ETC\_SWTIMER49 : Remote #2 (No.1 ~ No.25)*

*ETC\_SWTIMER50 ~ ETC\_SWTIMER74 : Remote #3 (No.1 ~ No.25)*

*ETC\_SWTIMER75 ~ ETC\_SWTIMER99 : Remote #4 (No.1 ~ No.25)*

**Applied Model**

*TCS3500(Decoder Mode), TCS1500*

**ETC\_SWENABLE00 ~ ETC\_SWENABLE99**

Enable each Smooth Switching.

**Type** unsigned char

**Values**

*0 Disable*

*1 Enable*

**Comment**

*ETC\_SWENABLE00 ~ ETC\_SWENABLE24 : Remote #1 (No.1 ~ No.25)*

*ETC\_SWENABLE25 ~ ETC\_SWENABLE49 : Remote #2 (No.1 ~ No.25)*

*ETC\_SWENABLE50 ~ ETC\_SWENABLE74 : Remote #3 (No.1 ~ No.25)*

*ETC\_SWENABLE75 ~ ETC\_SWENABLE99 : Remote #4 (No.1 ~ No.25)*

**Applied Model**

*TCS3500(Decoder Mode), TCS1500*

**Side Effect**

**ETC\_SWPROTOCOL00 ~ ETC\_SWPROTOCOL99**

Set each Smooth Switching list protocol.

**Type** unsigned char

**Values**

*0 TCP*

*1 UDP*

*2 Multicast*

**Comment**

*ETC\_SWPROTOCOL00 ~ ETC\_SWPROTOCOL24 : Remote #1 (No.1 ~ No.25)*

*ETC\_SWPROTOCOL25 ~ ETC\_SWPROTOCOL49 : Remote #2 (No.1 ~ No.25)*

*ETC\_SWPROTOCOL50 ~ ETC\_SWPROTOCOL74 : Remote #3 (No.1 ~ No.25)*

*ETC\_SWPROTOCOL75 ~ ETC\_SWPROTOCOL99 : Remote #4 (No.1 ~ No.25)*

**Applied Model**

*TCS3500(Decoder Mode), TCS1500*

**Side Effect**

### **ETC SWPORT00 ~ ETC SWPORT99**

Set each Smooth Switching list port.

**Type** unsigned short

**Values**

1 ~ 65535 Port number

**Comment**

*ETC\_SWPORT00 ~ ETC\_SWPORT24 : Remote #1 (No.1 ~ No.25)*

*ETC\_SWPORT25 ~ ETC\_SWPORT49 : Remote #2 (No.1 ~ No.25)*

*ETC\_SWPORT50 ~ ETC\_SWPORT74 : Remote #3 (No.1 ~ No.25)*

*ETC\_SWPORT75 ~ ETC\_SWPORT99 : Remote #4 (No.1 ~ No.25)*

**Applied Model**

*TCS3500(Decoder Mode), TCS1500*

**Side Effect**

### **ETC SWCHAN00 ~ ETC SWCHAN99**

Set each Smooth Switching list channel.

**Type** unsigned char

**Values**

0	Channel #1
1	Channel #2
2	Channel #3
3	Channel #4
4	Channel #1 Secondary#1
5	Channel #2 Secondary#1
6	Channel #3 Secondary#1
7	Channel #4 Secondary#1
8	Channel #1 Secondary#2
9	Channel #2 Secondary#2
10	Channel #3 Secondary#2
11	Channel #4 Secondary#2
12	Channel #1 Secondary#3
13	Channel #2 Secondary#3
14	Channel #3 Secondary#3
15	Channel #4 Secondary#3

**Comment**

*ETC\_SWCHAN00 ~ ETC\_SWCHAN24 : Remote #1 (No.1 ~ No.25)*

*ETC\_SWCHAN25 ~ ETC\_SWCHAN49 : Remote #2 (No.1 ~ No.25)*

*ETC\_SWCHAN50 ~ ETC\_SWCHAN74 : Remote #3 (No.1 ~ No.25)*

*ETC\_SWCHAN75 ~ ETC\_SWCHAN99 : Remote #4 (No.1 ~ No.25)*

**Applied Model**

*TCS3500(Decoder Mode), TCS1500*

**Side Effect**

**ETC SWUCESS00 ~ ETC SWUCESS99**

Use Streaming Server in Smooth Switching list.

**Type** unsigned char

**Values**

<i>0</i>	<i>Off</i>
<i>1</i>	<i>On(Use)</i>

**Comment**

*ETC\_SWUCESS00 ~ ETC\_SWUCESS24 : Remote #1 (No.1 ~ No.25)*

*ETC\_SWUCESS25 ~ ETC\_SWUCESS49 : Remote #2 (No.1 ~ No.25)*

*ETC\_SWUCESS50 ~ ETC\_SWUCESS74 : Remote #3 (No.1 ~ No.25)*

*ETC\_SWUCESS75 ~ ETC\_SWUCESS99 : Remote #4 (No.1 ~ No.25)*

**Applied Model**

*TCS3500(Decoder Mode), TCS1500*

**Side Effect**

**ETC SWSSIP00 ~ ETC SWSSIP99**

Set Streaming Server IP in Smooth Switching list.

**Type** unsigned long

**Values**

<i>IP address</i>	<i>Big-endian</i>
-------------------	-------------------

**Comment**

*ETC\_SWSSIP00 ~ ETC\_SWSSIP24 : Remote #1 (No.1 ~ No.25)*

*ETC\_SWSSIP25 ~ ETC\_SWSSIP49 : Remote #2 (No.1 ~ No.25)*

*ETC\_SWSSIP50 ~ ETC\_SWSSIP74 : Remote #3 (No.1 ~ No.25)*

*ETC\_SWSSIP75 ~ ETC\_SWSSIP99 : Remote #4 (No.1 ~ No.25)*

**Applied Model**

*TCS3500(Decoder Mode), TCS1500*

**Side Effect**



**ETC SWSSPORT00 ~ ETC SWSSPORT99**

Set Streaming Server Port in Smooth Switching list.

**Type** unsigned short

**Values**

1 ~ 65535 Port number

**Comment**

*ETC\_SWSSPORT00 ~ ETC\_SWSSPORT24 : Remote #1 (No.1 ~ No.25)*

*ETC\_SWSSPORT25 ~ ETC\_SWSSPORT49 : Remote #2 (No.1 ~ No.25)*

*ETC\_SWSSPORT50 ~ ETC\_SWSSPORT74 : Remote #3 (No.1 ~ No.25)*

*ETC\_SWSSPORT75 ~ ETC\_SWSSPORT99 : Remote #4 (No.1 ~ No.25)*

**Applied Model**

*TCS3500(Decoder Mode), TCS1500*

**Side Effect****ETC SWUSER00 ~ ETC SWUSER99**

Set each Smooth Switching list user.

**Type** 16Bytes array

**Values**

*Null terminated String, max 16 characters*

**Comment**

*ETC\_SWUSER00 ~ ETC\_SWUSER24 : Remote #1 (No.1 ~ No.25)*

*ETC\_SWUSER25 ~ ETC\_SWUSER49 : Remote #2 (No.1 ~ No.25)*

*ETC\_SWUSER50 ~ ETC\_SWUSER74 : Remote #3 (No.1 ~ No.25)*

*ETC\_SWUSER75 ~ ETC\_SWUSER99 : Remote #4 (No.1 ~ No.25)*

**Applied Model**

*TCS3500(Decoder Mode), TCS1500*

**Side Effect****ETC SWPASS00 ~ ETC SWPASS99**

Set each Smooth Switching list user password.

**Type** 16Bytes array

**Values**

*Null terminated String, max 16 characters*

**Comment**

*ETC\_SWPASS00 ~ ETC\_SWPASS24 : Remote #1 (No.1 ~ No.25)*

*ETC\_SWPASS25 ~ ETC\_SWPASS49 : Remote #2 (No.1 ~ No.25)*

*ETC\_SWPASS50 ~ ETC\_SWPASS74 : Remote #3 (No.1 ~ No.25)*

*ETC\_SWPASS75 ~ ETC\_SWPASS99 : Remote #4 (No.1 ~ No.25)*

**Applied Model**

*TCS3500(Decoder Mode), TCS1500*

**Side Effect**

**ETC SWRESOL00 ~ ETC SWRESOL99**

Set Resolution(RTP) in Smooth Switching list.

**Type** unsigned char

**Values**

See VID\_RESOLUTION.

**Comment**

*ETC\_SWRESOL00 ~ ETC\_SWRESOL24 : Remote #1 (No.1 ~ No.25)*

*ETC\_SWRESOL25 ~ ETC\_SWRESOL49 : Remote #2 (No.1 ~ No.25)*

*ETC\_SWRESOL50 ~ ETC\_SWRESOL74 : Remote #3 (No.1 ~ No.25)*

*ETC\_SWRESOL75 ~ ETC\_SWRESOL99 : Remote #4 (No.1 ~ No.25)*

**Applied Model**

*TCS3500(Decoder Mode), TCS1500*

**Side Effect**

## 2.14 VA parameters

**VA General sensitive**

Video Analysis Sensitivity

**Type** unsigned int

**Values**

*0 ~ 100*

**Comment**

**Side Effect**

**VA General indoor**

Video Analysis Indoor Mode

**Type** unsigned int

**Values**

0	Indoor
1	Outdoor

**Comment**  
**Side Effect**

**VA General color check enable**

Video Analysis color check enable

**Type** unsigned int

**Values**

0	Off
1	On

**Comment**  
**Side Effect**

**VA General tracker type**

Video Analysis tracker type

**Type** unsigned int

**Values**

0	None
1	Simple
2	Standard
3	Advanced

**Comment**  
Advanced(3) is not used.

**Side Effect**

**VA General object enable**

Enable object detection.

**Type** unsigned int

**Values**

0	Off
1	On

**Comment**  
**Side Effect**

**VA General min object width**

**VA General min object height**

**VA General max object width**

**VA General max object height**

Set min/max object width/height.

**Type** unsigned int

**Values**

*0 ~ 100*

**Comment**

**Side Effect**

**VA General people enable**

Enable people detection.

**Type** unsigned int

**Values**

*0 Off*

*1 On*

**Comment**

**Side Effect**

**VA General min people width**

**VA General min people height**

**VA General max people width**

**VA General max people height**

Set min/max people width/height.

**Type** unsigned int

**Values**

*0 ~ 100*

**Comment**

**Side Effect**

**VA General vehicle enable**

Enable vehicle detection.

**Type** unsigned int

**Values**

*0 Off*

1                      *On*  
**Comment**  
**Side Effect**

**VA General min vehicle width**  
**VA General min vehicle height**  
**VA General max vehicle width**  
**VA General max vehicle height**

Set min/max vehicle width/height.  
**Type**                      unsigned int  
**Values**  
                                   *0 ~ 100*  
**Comment**  
**Side Effect**

**VA General other enable**

Enable other object detection.  
**Type**                      unsigned int  
**Values**  
                                   *0                      Off*  
                                   *1                      On*  
**Comment**  
**Side Effect**

**VA LineCounting enable**

Enable LineCrossing.  
**Type**                      unsigned int  
**Values**  
                                   *0                      Off*  
                                   *1                      On*  
**Comment**  
**Side Effect**

**VA LineCounting\_start\_x**

**VA LineCounting\_start\_y**

**VA LineCounting\_end\_x**


**VA LineCounting\_end\_y**

Set Line.

**Type** unsigned int

**Values**

0 ~ 1000



**Comment**

**Side Effect**

**VA LineCounting\_camera\_height**

Set camera height for area-based counting in meters.

**Type** unsigned int

**Values**

1 ~ 10 meters

**Comment**

**Side Effect**

**VA Tampering\_enable**

Enable Tampering

**Type** unsigned int

**Values**

0 Off

1 On

**Comment**

**Side Effect**

**VA Itrusion enable**

Enable Intrusion

**Type** unsigned int

**Values**

- 0 Off
- 1 On

**Comment**

**Side Effect**

**VA Itrusion object size**

Set Intrusion object size

**Type** unsigned int

**Values**

- 1 ~ 100 percentage (Min object and intrusion area overlap)

**Comment**

**Side Effect**

**VA Itrusion Area**

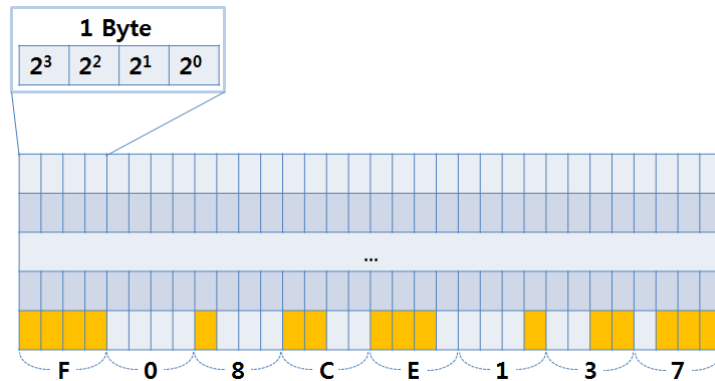
Set Intrusion area

**Type** Array of 768 unsigned char (32 colums, 24 rows)

**Values**



```
VA_Itrusion_Area=FFFFFFFFFFFFFFFFFFFFFFFFFFFFFFFFFFFFFFFF00000000F0000000F0000000F0000000F0000000F00000000  
F0000000F0000000F0000000F0000000F0000000F0000000F0000000F0000000F0000000F0000000F0000000F0000000
```



**Comment**

*192Bytes (8Bytes \* 24Bytes)*

**Side Effect**

## 2.15 VideoOutput parameters

### VOUT\_DECODEDELAY\_0

### VOUT\_DECODEDELAY\_1

### VOUT\_DECODEDELAY\_2

### VOUT\_DECODEDELAY\_3

Set Video Output buffering time.

**Type** unsigned char

**Values**

*0 ~ 20*

**Comment**

Valid when SYS\_MODE is Decoder and the decoders supporting quad-view.

When value is 5, buffering time is 500ms. (value \* 100ms)

**Side Effect**

### VOUT\_AUDIOSYNC\_0

### VOUT\_AUDIOSYNC\_1

### VOUT\_AUDIOSYNC\_2

### VOUT\_AUDIOSYNC\_3

Set Audio Output sync.

**Type** char

**Values**

*-20 ~ 20*



**Comment**

Valid when SYS\_MODE is Decoder and the decoders supporting quad-view.

When value is -10, audio sync is -500ms. (value \* 50ms)

**Side Effect**

**VOUT CROPENABLE 0**

**VOUT CROPENABLE 1**

**VOUT CROPENABLE 2**

**VOUT CROPENABLE 3**

Set Video Output Mode

**Type** unsigned char

**Values**

0	<i>stretch</i>
1	<i>crop</i>
2	<i>black fill</i>

**Comment**

Valid when SYS\_MODE is Decoder and the decoders supporting quad-view.

**Side Effect**

**VOUT\_DISPLAY HDMI**

Set HDMI output Display Mode

**Type** unsigned char

**Values**

0	<i>channel 1 only</i>
1	<i>channel 2 only</i>
2	<i>channel 3 only</i>
3	<i>channel 4 only</i>
4	<i>Rotation</i>
5	<i>Quad</i>

**Comment**

Valid when SYS\_MODE is Decoder and the decoders supporting quad-view.

**Side Effect**

**VOUT\_ROT\_DELAY HDMI**

Set channel rotation time. (HDMI output)

**Type** unsigned char

**Values**

*5, 10, 15, 20, 30, 60 sec*

**Comment**

Valid when SYS\_MODE is Decoder and the decoders supporting quad-view.

**Side Effect**

**VOUT\_DISPLAY\_SDI**

Set SDI Output Display Mode

**Type** unsigned char

**Values**

<i>0</i>	<i>channel 1 only</i>
<i>1</i>	<i>channel 2 only</i>
<i>2</i>	<i>channel 3 only</i>
<i>3</i>	<i>channel 4 only</i>
<i>4</i>	<i>Rotation</i>
<i>5</i>	<i>Quad</i>

**Comment**

Valid when SYS\_MODE is Decoder and the decoders supporting quad-view.

**Side Effect**

**VOUT\_ROT\_DELAY\_SDI**

Set channel rotation time. (SDI output)

**Type** unsigned char

**Values**

*5, 10, 15, 20, 30, 60 sec*

**Comment**

Valid when SYS\_MODE is Decoder and the decoders supporting quad-view.

**Side Effect**

**VOUT\_DISPLAY\_CVVS**

Set Composite(CVBS) Output Display Mode

**Type** unsigned char

**Values**

<i>0</i>	<i>channel 1 only</i>
<i>1</i>	<i>channel 2 only</i>
<i>2</i>	<i>channel 3 only</i>

3	<i>channel 4 only</i>
4	<i>Rotation</i>
5	<i>Quad</i>

**Comment**

Valid when SYS\_MODE is Decoder and the decoders supporting quad-view.

**Side Effect**

**VOUT ROT DELAY CVVS**

Set channel rotation time. (Composite(CVBS) output)

**Type** unsigned char

**Values**

*5, 10, 15, 20, 30, 60 sec*

**Comment**

Valid when SYS\_MODE is Decoder and the decoders supporting quad-view.

**Side Effect**

**2.16 Remote Address parameters**

**RMT REMOTETYPE 0**

**RMT REMOTETYPE 1**

**RMT REMOTETYPE 2**

**RMT REMOTETYPE 3**

Set Remote Type.

**Type** unsigned char

**Values**

0	<i>Normal</i>
1	<i>RTSP</i>
2	<i>RTP</i>
3	<i>MPEG-TS</i>
4	<i>Onvif</i>
5	<i>RTMP</i>

**Comment**

Valid when SYS\_MODE is Decoder and the decoders supporting quad-view.

**Side Effect**

**RMT PROTOCOL 0**

**RMT PROTOCOL 1**

**RMT PROTOCOL 2**

**RMT PROTOCOL 3**

Set Media protocol

**Type** unsigned char

**Values**

0	TCP
1	UDP
2	Multicast

**Comment**

Valid when SYS\_MODE is Decoder and the decoders supporting quad-view.

**Side Effect**

**RMT DOMAINNAME 0**

**RMT DOMAINNAME 1**

**RMT DOMAINNAME 2**

**RMT DOMAINNAME 3**

Set IP address or URL of IP camera or Encoder to be connected.

**Type** 128 bytes array

**Values**

**Comment**

Valid when SYS\_MODE is Decoder and the decoders supporting quad-view.

In case of RTSP URL, URL without RTSP protocol prefix is also allowed.

- rtsp://192.168.10.100/video1
- 192.168.10.100/video1
- rtsp://192.168.10.100:8554/video1
- 192.168.10.100:8554/video1

**Side Effect**

**RMT REMOTEPORT 0**

**RMT REMOTEPORT 1**

**RMT REMOTEPORT 2**

**RMT REMOTEPORT 3**

Port to be used.

**Type** unsigned short

**Values**

1 ~ 65535 Port number

**Comment**

Valid when SYS\_MODE is Decoder and the decoders supporting quad-view.

When the URL configured in NET\_DOMAINNAME(or RMT\_DOMAINNAME\_X) contains a port number, this port setting is ignored.

**Side Effect**

**RMT REMOTECHANNEL 0**

**RMT REMOTECHANNEL 1**

**RMT REMOTECHANNEL 2**

**RMT REMOTECHANNEL 3**

Channel number of remote system to connect (when remote system has multiple channels. Normal

**Type** unsigned char

**Values**

0	Channel#1
1	Channel#2
2	Channel#3
3	Channel#4
4	Channel#1Secondary#1
5	Channel#1Secondary#2
6	Channel#1Secondary#3
7	Channel#2Secondary#1
8	Channel#2Secondary#2
9	Channel#2Secondary#3
10	Channel#3Secondary#1
11	Channel#3Secondary#2
12	Channel#3Secondary#3
13	Channel#4Secondary#1
14	Channel#4Secondary#2
15	Channel#4Secondary#3

**Comment**

Valid when SYS\_MODE is Decoder and the decoders supporting quad-view.

**Side Effect**

**RMT USESS 0**

**RMT USESS 1**

**RMT USESS 2**

**RMT USESS 3**

Connect to remote system via streaming server.

**Type** unsigned char

**Values**

0	Off
1	On

**Comment**

Valid when SYS\_MODE is Decoder and the decoders supporting quad-view.

**Side Effect**

**RMT SSIP 0**

**RMT SSIP 1**

**RMT SSIP 2**

**RMT SSIP 3**

IP address of the streaming server.

**Type** unsigned long

**Values**

<i>IP address</i>	<i>Big-endian</i>
-------------------	-------------------

**Comment**

Valid when SYS\_MODE is Decoder and the decoders supporting quad-view.

**Side Effect**

**RMT SSPORT 0**

**RMT SSPORT 1**

**RMT SSPORT 2**

**RMT SSPORT 3**

Connection Port number of the streaming server.

**Type** unsigned short

**Values**

1 ~ 65535	Port number
-----------	-------------

**Comment**

Valid when SYS\_MODE is Decoder and the decoders supporting quad-view.

**Side Effect**

**RMT SSUSER 0**

**RMT SSUSER 1**

**RMT SSUSER 2**

**RMT SSUSER 3**

User name to connect to the streaming server

**Type** 16bytes array

**Values**

*Null terminated String, Max 15 characters.*

**Comment**

Valid when SYS\_MODE is Decoder and the decoders supporting quad-view.

**Side Effect**

**RMT SSPASS 0**

**RMT SSPASS 1**

**RMT SSPASS 2**

**RMT SSPASS 3**

Password to connect to the streaming server.

**Type** 16bytes array

**Values**

*Null terminated String, Max 15 characters.*

**Comment**

Valid when SYS\_MODE is Decoder and the decoders supporting quad-view.

**Side Effect**

**RMT RTPRECVRES 0**

**RMT RTPRECVRES 1**

**RMT RTPRECVRES 2**

**RMT RTPRECVRES 3**

Set RTP stream resolution.

**Type** unsigned char

**Values**

0 720x480

1 720x240

2	352x480
3	352x240
4	720x576
5	720x288
6	352x576
7	352x288
8	640x480
9	800x600
10	1024x768
11	1280x960
12	1280x1024
13	1440x900
14	1600x1050
15	1680x1050
16	1280x720
17	1920x1080

**Comment**

Valid when SYS\_MODE is Decoder and the decoders supporting quad-view.

**Side Effect**

**RMT ONVIF PROF CURR 0**

**RMT ONVIF PROF CURR 1**

**RMT ONVIF PROF CURR 2**

**RMT ONVIF PROF CURR 3**

Set Onvif Profile..

**Type** unsigned char

**Values**

**Comment**

Valid when SYS\_MODE is Decoder and the decoders supporting quad-view.

**Side Effect**

**RMT SWDISABLE 0**

**RMT SWDISABLE 1**

**RMT SWDISABLE 2**

**RMT SWDISABLE 3**

Connection is overlapped for seamless switching when remote address is changed.



**Type** unsigned char

**Values**

0	<i>Overlapped connection enabled</i>
1	<i>Overlapped connection disabled</i>

**Comment**

Valid when SYS\_MODE is Decoder and the decoders supporting quad-view.

**Side Effect**

**RMT\_WEBDISPLAY**

Set Remote number for web live.

**Type** unsigned char

**Values**

0	<i>Remote#1</i>
1	<i>Remote#2</i>
2	<i>Remote#3</i>
3	<i>Remote#4</i>

**Comment**

Valid when SYS\_MODE is Decoder and the decoders supporting quad-view.

**Side Effect**

**RMT\_RECORDING**

Set Remote number for recording.

**Type** unsigned char

**Values**

0	<i>Remote#1</i>
1	<i>Remote#2</i>
2	<i>Remote#3</i>
3	<i>Remote#4</i>

**Comment**

Valid when SYS\_MODE is Decoder and the decoders supporting quad-view.

**Side Effect**

## Appendix A. Definition of Time Zones

SYS\_TIMEZONE configuration in server use the index to the list of time zones defined as below. The index begins with 0.

(GMT-12:00) International Date Line West  
(GMT-11:00) Midway islands, Samoa  
(GMT-10:00) Hawaii, Honolulu  
(GMT-09:00) Alaska  
(GMT-08:00) Pacific Time(US & Canada)  
(GMT-08:00) Tijuana, Baja California  
(GMT-07:00) Mountain Time (US & Canada)  
(GMT-07:00) Arizona  
(GMT-07:00) Chihuahua, La Paz, Mazatlan  
(GMT-06:00) Guadalajara, Mexico City, Monterrey  
(GMT-06:00) Saskatchewan  
(GMT-06:00) Central Time(US & Canada)  
(GMT-06:00) Central America  
(GMT-05:00) Eastern Time (US & Canada)  
(GMT-05:00) Bogota, Lima, Quito, Rio Branco  
(GMT-05:00) Indiana (East)  
(GMT-04:00) Atlantic Time (Canada)  
(GMT-04:00) Manaus  
(GMT-04:00) Santiago  
(GMT-04:00) Caracas, La Paz  
(GMT-03:30) Newfoundland  
(GMT-03:00) Greenland  
(GMT-03:00) Montevideo  
(GMT-03:00) Buenos Aires, Georgetown  
(GMT-03:00) Brasilia  
(GMT-02:00) Mid-Atlantic  
(GMT-01:00) Cape Verde Is  
(GMT-01:00) Azores  
(GMT) Greenwich Mean Time: Dublin, Edinburgh, Lisbon, London  
(GMT) Casablanca, Monrovia, Reykjavik  
(GMT+01:00) Belgrade, Bratislave, Budapest, Ljubljana, Prague  
(GMT+01:00) Brussels, Copenhagen, Madrid, Paris  
(GMT+01:00) Sarajevo, Skopje, Warsaw, Zagreb  
(GMT+01:00) West Central Africa  
(GMT+01:00) Amsterdam, Berlin, Bern, Rome, Stockholm, Vienna  
(GMT+02:00) Minsk  
(GMT+02:00) Beirut  
(GMT+02:00) Windhoek  
(GMT+02:00) Athens, Bucharest, Istanbul  
(GMT+02:00) Amman  
(GMT+02:00) Jerusalem  
(GMT+02:00) Cairo  
(GMT+02:00) Harare, Pretoria  
(GMT+02:00) Helsinki, Kyiv, Riga, Sofia, Tallinn, Vilnius  
(GMT+03:00) Nairobi  
(GMT+03:00) Moscow, St.Petersburg, Volgograd  
(GMT+03:00) Baghdad

(GMT+03:00) Kuwait, Riyadh  
(GMT+03:00) Tbilisi  
(GMT+03:30) Tehran  
(GMT+04:00) Baku  
(GMT+04:00) Abu Dhabi, Muscat  
(GMT+04:00) Yerevan  
(GMT+04:30) Kabul  
(GMT+05:00) Ekaterinburg  
(GMT+05:00) Islamabad, Karachi, Tashkent  
(GMT+05:30) Sri Jayawardenepura  
(GMT+05:30) Chennai, Kolkata, Mumbai, New Delhi  
(GMT+05:45) Kathmandu  
(GMT+06:00) Astana, Dhaka  
(GMT+06:00) Almaty, Novosibirsk  
(GMT+06:30) Yangon (Rangoon)  
(GMT+07:00) Bangkok, Hanoi, Jakarta  
(GMT+07:00) Krasnoyarsk  
(GMT+08:00) Beijing, Chongqing, Hong kong, Urumqi  
(GMT+08:00) Irkutsk, Ulaan Bataar  
(GMT+08:00) Kuala Lumpur, Singapore  
(GMT+08:00) Taipei  
(GMT+08:00) Perth  
(GMT+09:00) Seoul  
(GMT+09:00) Yakutsk  
(GMT+09:00) Osaka, Sapporo, Tokyo  
(GMT+09:30) Darwin  
(GMT+09:30) Adelaide  
(GMT+10:00) Guam, Port Moresby  
(GMT+10:00) Brisbane  
(GMT+10:00) Vladivostok  
(GMT+10:00) Canberra, Melbourne, Sydney  
(GMT+10:00) Hobart  
(GMT+11:00) Magadan, Solomon Is., New Caledonia  
(GMT+12:00) Auckland, Wellington  
(GMT+12:00) Fiji, Kamchatka, Marshall Is.  
(GMT+13:00) Nuku'alofa



# **API Commands for Video Decoders (Remote Decode Address Settings)**

## **HTTP**

**ANT-36000 Decoder**

**2017 March**

**Contact: [support@antrica.com](mailto:support@antrica.com)  
[www.antrica.com](http://www.antrica.com)**

## 1. Overview

This document describes how to configure Decoder's remote address which corresponds to the address of IP camera or Encoder using HTTP API. Configuring remote address is necessary when Decoder is switched to IP camera or Encoder dynamically.

For basic usage of HTTP API, please refer to another document - ' HTTP API.doc'.

## 2. Configuration parameters for remote address

### Decoder

Parameters	Description
NET_REMOTETYPE RMT_REMOTETYPE_0 RMT_REMOTETYPE_1 RMT_REMOTETYPE_2 RMT_REMOTETYPE_3	Remote(protocol) type 0: Normal 1: RTSP 2: RTP 3: MPEG-TS 4: Onvif 5: RTMP
NET_PROTOCOL RMT_PROTOCOL_0 RMT_PROTOCOL_1 RMT_PROTOCOL_2 RMT_PROTOCOL_3	Media protocol: 0: TCP 1: UDP 2: Multicast
NET_DOMAINNAME RMT_DOMAINNAME_0 RMT_DOMAINNAME_1 RMT_DOMAINNAME_2 RMT_DOMAINNAME_3	IP address or URL of IP camera or Encoder to be connected. In case of RTSP URL, URL without RTSP protocol prefix is also allowed. rtsp://192.168.10.100/video1 192.168.10.100/video1 rtsp://192.168.10.100:8554.video1 192.168.10.100:8554.video1
NET_REMOTEPORT RMT_REMOTEPORT_0 RMT_REMOTEPORT_1 RMT_REMOTEPORT_2 RMT_REMOTEPORT_3	Port to be used. When the URL configured in NET_DOMAINNAME(or RMT_DOMAINNAME_X) contains a port number, this port setting is ignored.
RMT_SWDISABLE_0 RMT_SWDISABLE_1 RMT_SWDISABLE_2 RMT_SWDISABLE_3	Connection is overlapped for seamless switching when remote address is changed: 0: Overlapped connection enabled 1: Overlapped connection disabled

\*NET\_REMOTETYPE is for single channel decoder (TCS-300, TCS-2000 and old F/W of TCS-1500/TCS-3500 which doesn't support quad-viewing), while RMT\_REMOTETYPE\_0, RMT\_REMOTETYPE\_1, RMT\_REMOTETYPE\_2, RMT\_REMOTETYPE\_3 are for the decoders supporting quad-view (Recent F/W of TCS-1500/TCS-3500). This relationship is common for other parameters: NET\_PROTOCOL, NET\_DOMAINNAME etc.

Remote #1 Remote #2 Remote #3 Remote #4

Remote Type

Media Protocol

Address

Port

Overlapped Connection  (Keep previous connection until new connection is established.)

### 3. Configuration parameters for vide output port

Please refer to 2.15 VideoOutput parameters section of Configuration Parameters document for usage of various parameters regarding video output control.

### 4. Use of switching list

It is possible to configure a list of remote peer (IP camera or video server) and make the decoder switch to each peer sequentially with specified interval. Decoder's web viewer has the following configuration page for this feature.

Video&Audio +  
 Network -  
 IP&Port  
 QoS  
 Remote  
 Discovery  
 SNMP  
 DDNS  
 IP filtering  
 SSL  
 Connecting  
 Decode List  
 Event +  
 Record +  
 Device +  
 PTZ +  
 User +  
 System +

Switching Decode List

Remote #1 Remote #2 Remote #3 Remote #4

Switching Decode List Enable

No.	Name	URL	Type	Hide	Time	Enable
1	Cam 1	rtsp://192.168.100.13	RTSP	<input type="checkbox"/>	5	<input checked="" type="checkbox"/>
		Media Protocol	TCP			
		Port	554			
2			Normal	Detail	5	<input type="checkbox"/>
3			Normal	Detail	5	<input type="checkbox"/>
4			Normal	Detail	5	<input type="checkbox"/>
5			Normal	Detail	5	<input type="checkbox"/>
6			Normal	Detail	5	<input type="checkbox"/>
7			Normal	Detail	5	<input type="checkbox"/>
8			Normal	Detail	5	<input type="checkbox"/>
9			Normal	Detail	5	<input type="checkbox"/>
10			Normal	Detail	5	<input type="checkbox"/>
11			Normal	Detail	5	<input type="checkbox"/>
12			Normal	Detail	5	<input type="checkbox"/>
13			Normal	Detail	5	<input type="checkbox"/>
14			Normal	Detail	5	<input type="checkbox"/>
15			Normal	Detail	5	<input type="checkbox"/>
16			Normal	Detail	5	<input type="checkbox"/>
17			Normal	Detail	5	<input type="checkbox"/>
18			Normal	Detail	5	<input type="checkbox"/>
19			Normal	Detail	5	<input type="checkbox"/>
20			Normal	Detail	5	<input type="checkbox"/>
21			Normal	Detail	5	<input type="checkbox"/>

The items in this page can be configured with the following configuration parameters which are described in 2.13 ETC parameters section of Configuration Parameters document.

ETC\_SWLISTENABLE0 ~ ETC\_SWLISTENABLE3  
ETC\_SWLIST00 ~ ETC\_SWLIST99  
ETC\_SWNAME00 ~ ETC\_SWNAME99  
ETC\_SWREMOTETYPE00 ~ ETC\_SWREMOTETYPE99  
ETC\_SWTIMER00 ~ ETC\_SWTIMER99  
ETC\_SWENABLE00 ~ ETC\_SWENABLE99  
ETC\_SWPROTOCOL00 ~ ETC\_SWPROTOCOL99  
ETC\_SWPORT00 ~ ETC\_SWPORT99  
ETC\_SWCHAN00 ~ ETC\_SWCHAN99  
ETC\_SWUCESS00 ~ ETC\_SWUCESS99  
ETC\_SWSSIP00 ~ ETC\_SWSSIP99  
ETC\_SWSSPORT00 ~ ETC\_SWSSPORT99  
ETC\_SWUSER00 ~ ETC\_SWUSER99  
ETC\_SWPASS00 ~ ETC\_SWPASS99  
ETC\_SWRESOL

## 5. HTTP API Examples

Examples are shown for RTSP protocols. Similar scheme can be applied for other protocols.

### **Setting only Address when default RTSP port is used**

[http://192.168.10.100/httpapi/WriteParam?action=writeparam&RMT\\_DOMAINNAME\\_0=rtsp://192.168.10.200/video1](http://192.168.10.100/httpapi/WriteParam?action=writeparam&RMT_DOMAINNAME_0=rtsp://192.168.10.200/video1)

### **Setting only Address when a different RTSP port is used**

[http://192.168.10.100/httpapi/WriteParam?action=writeparam&RMT\\_DOMAINNAME\\_0=rtsp://192.168.10.200:8554/video1](http://192.168.10.100/httpapi/WriteParam?action=writeparam&RMT_DOMAINNAME_0=rtsp://192.168.10.200:8554/video1)

### **Setting multiple parameters in a command**

[http://192.168.10.100/httpapi/WriteParam?action=writeparam&RMT\\_REMOTETYPE\\_0=1&RMT\\_PROTOCOL\\_0=1&RMT\\_DOMAINNAME=rtsp://192.168.10.200/video1](http://192.168.10.100/httpapi/WriteParam?action=writeparam&RMT_REMOTETYPE_0=1&RMT_PROTOCOL_0=1&RMT_DOMAINNAME=rtsp://192.168.10.200/video1)

### **Reading the address of remote peer**

[http://192.168.32.212/httpapi/ReadParam?action=readparam&RMT\\_DOMAINNAME\\_0=0](http://192.168.32.212/httpapi/ReadParam?action=readparam&RMT_DOMAINNAME_0=0)