

# Activate and display as stream Neptune player

## Contents

Activate and display as stream Neptune player .....	1
Document info .....	1
1. Neptune player install and activation.....	1
2. Display stream with Neptune Player .....	2

## Document info

Version	date	author	Comments
0.1	11-Dec-18	David M	Activate Neptune player – first draft

## 1. Neptune player install and activation

Neptune Player has a very low latency. It is bundled with the "neptune\_install\_x.x.x-x.rar" which is available from <https://antrica.com/> go to the any UAV product page -> Product Info & Downloads -> Downloads -> Software-> Neptune Guard\_player, then select and download neptune\_install\_x.x.x-x.rar.

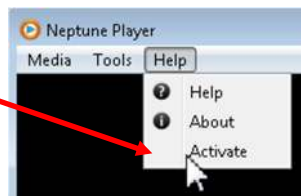
Extract and run the "neptune\_install\_x.x.x.exe"

Open "Neptune Player x.x.x"

Accept / "Allow access" to any Windows Firewall messages

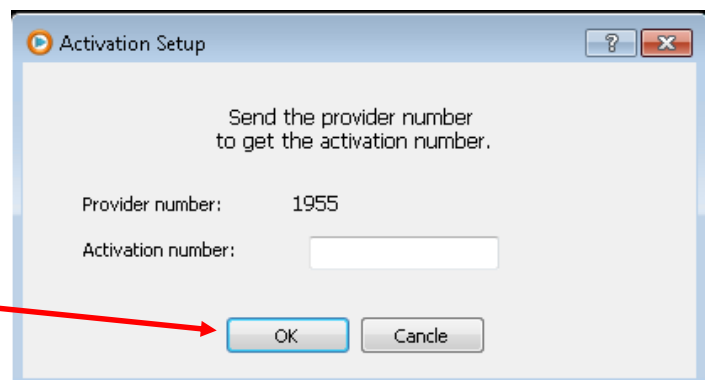
Neptune player need activating before it can used;

Neptune Player -> Help -> Activate



A new window then appears. The "Provider number" and corresponding "Activation number" will change every time the window is closed and opened.

Contact [Antrica](https://antrica.com/) to get the "Activation number", once the 4-digit number has been typed in click OK



Neptune Player is now ready to use

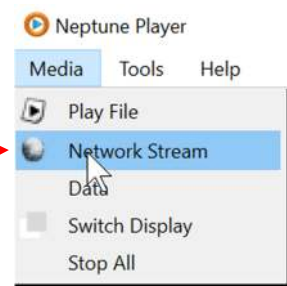
## 2. Display stream with Neptune Player

Neptune Player has a very low latency viewer.

Start Neptune player, from start menu; look for "Neptune" folder -> "Neptune Player 1.6.9", or use the Desktop Icon. Currently the latest version is 1.6.9.



From the Neptune Player select Media -> Network Stream



From the "Network stream" window...

Stream mode:

☐ Transport

☐ RTP

☐ Split

☒ RTSP

Network:

URL(IP): 192.168.0.30

SDP: mux1.sdp

Serial Port: 554

☒ UDP

☐ TCP

Sync Delay (MS): 0

☐ Record

☒ Trick Mode

C:/Users/Work PC/Desktop/recordings/NeptunePlayer

Directory

Play Cancel

Select **RTSP** for Stream mode:

IP address of ANT-177x

**mux1.sdp** for Mux1, for Mux2 use **mux2.sdp**

**554** the RTSP port used Camera selection

**UDP** or TCP, default is UDP

**Play** to start

Once started Neptune player will cause the Streaming "play" button (On the ANT-177x Web GUI or Neptune Guard GUI) to turn from a green triangle to a red square.