

ANT-1774 Conformal coating guidance overview

Contents

- ANT-1774 Conformal coating application overview 1
 - 1. Materials and Standards: 1
 - 2. Process 1
- Document info 1
 - 3. Masking locations 2
 - 3.1. Masking locations for ANT-1774 2
 - 3.2. Masking location for ANT-1774 Analogue mezzanine 3
 - 3.1. Masking location for ANT-1774 HMDI mezzanine 3
 - 3.1. Masking location for ANT-1774 3G / HD-SDI mezzanine 3
 - 4. Flux remover 4

1. Materials and Standards:

- Coating Material: 1B31 HumiSeal
- Method: Selective Coating
- Military Standard: MIL-F-14072 Type I

2. Process

- Clean the boards of adhesive stickers and thermal pads (except S/N and Pass stickers)
- Manually wash the boards with a flux remover – see Figure 5
- Keep the identification stickers that will not be erased or damaged
- Take extra care when transporting the cards so they don't get damaged.
- Maintain an antistatic environment in contact with the cards.
- Mask locations marked in red
- Locations marked blue will be covered by a heatsink and therefore when using a heatsink coating, the Conformal coating shouldn't be applied on these locations.

For further help and advice please contact Antrica on:
 Email: support@antrica.com
 Phone: +44 1628 626098, during UK office hours, and ask for technical support

Document info

Version	date	author	Comments
1.0	2-Aug-24	Israel B	Initial draft
1.1	6-Aug-24	David M	Minor correction

3. Masking locations

3.1. Masking locations for ANT-1774

Figure 1 : ANT-1774 Main Board – "bottom"

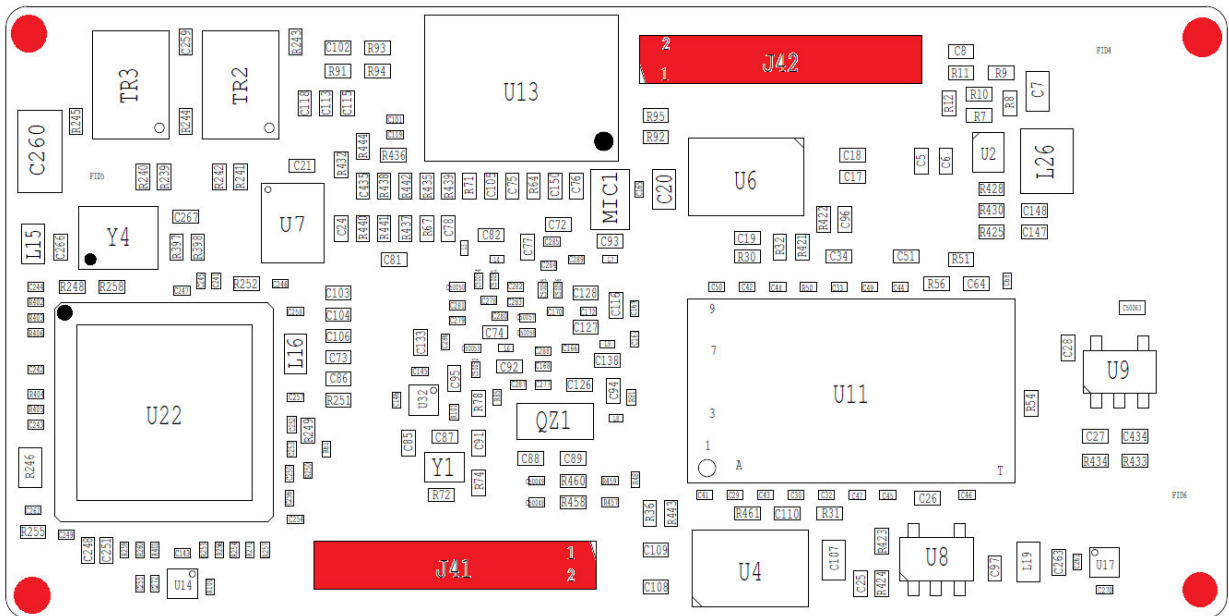
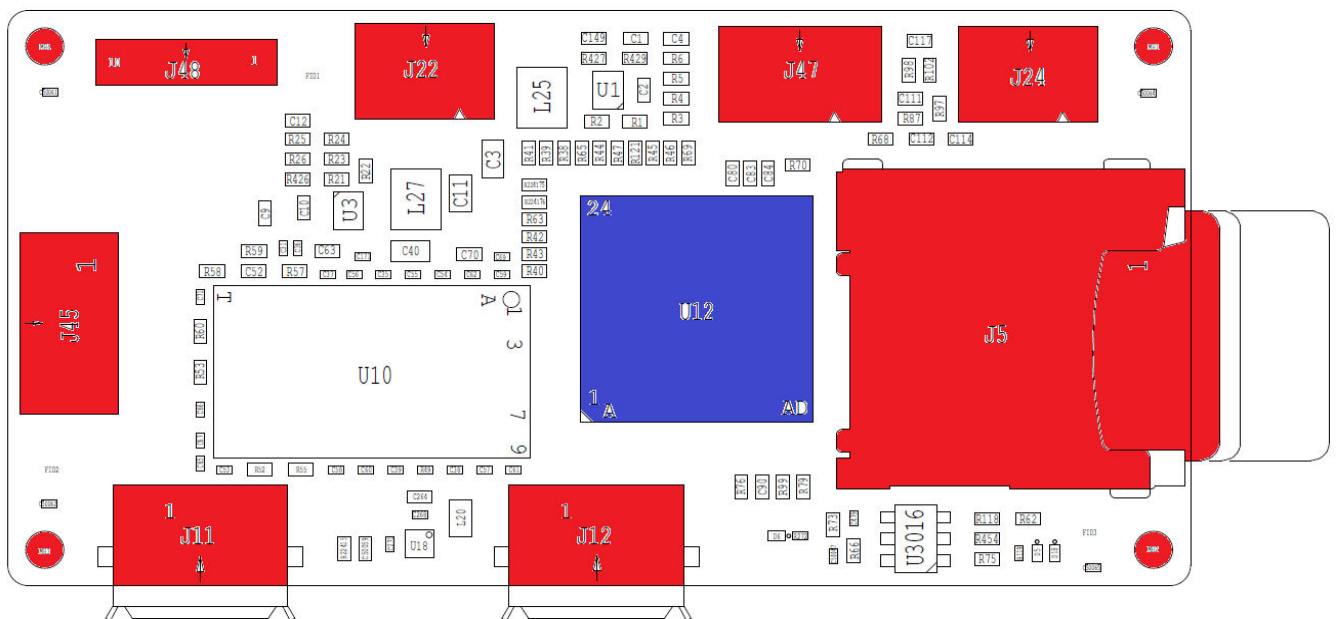
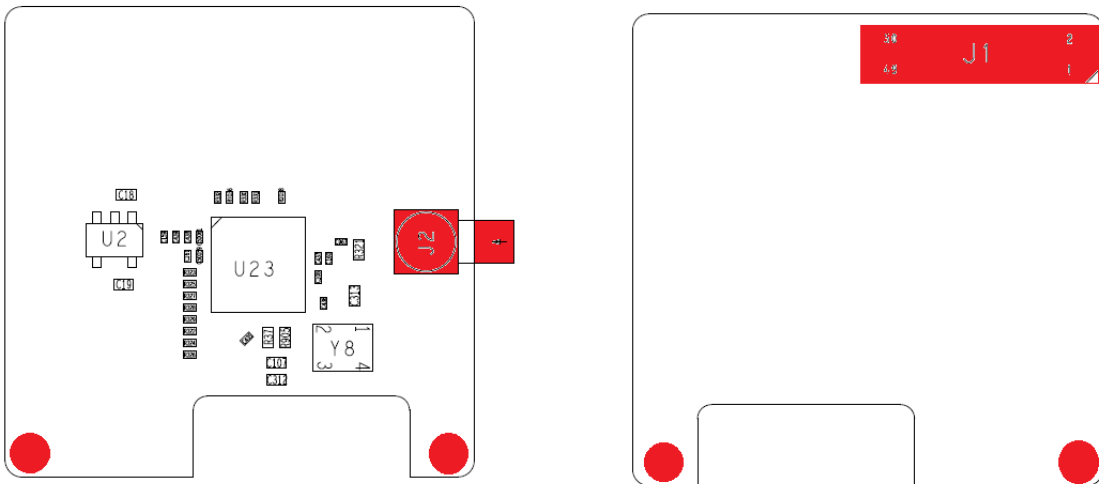


Figure 2 : ANT-1774 Main Board – "top"



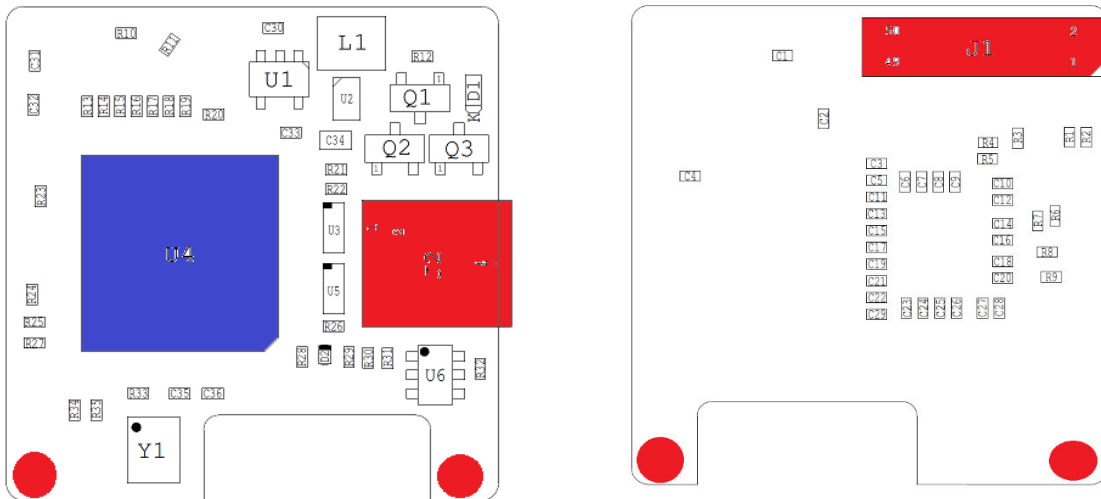
3.2. Masking location for ANT-1774 Analogue mezzanine

Figure 6 : Analogue Mezzanine board



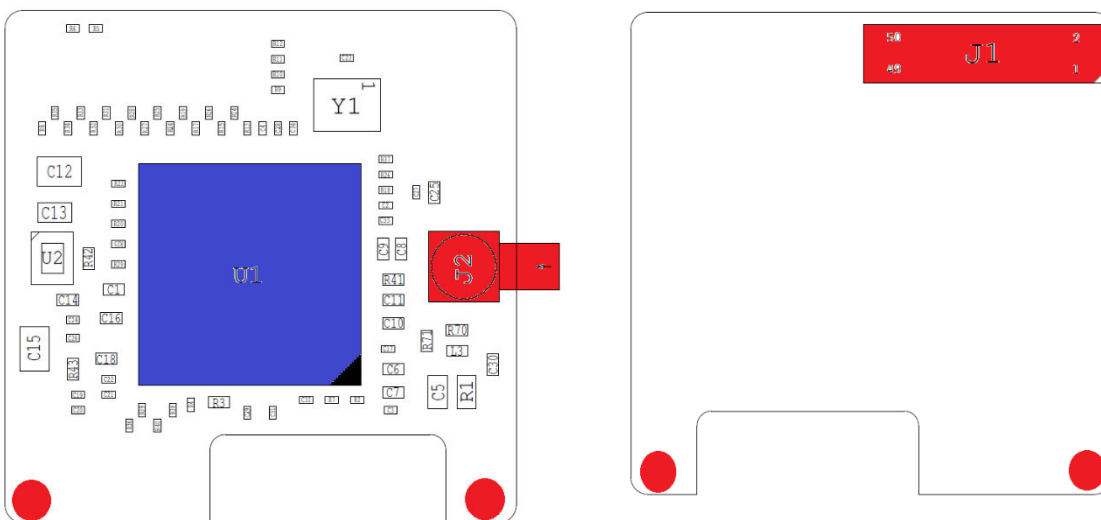
3.1. Masking location for ANT-1774 HDMI mezzanine

Figure 3 : HDMI Mezzanine board



3.1. Masking location for ANT-1774 3G / HD-SDI mezzanine

Figure 4 : 3G / HD-SDI Mezzanine board



4. Flux remover

Figure 5 : recommended flux remover

